Figure S2

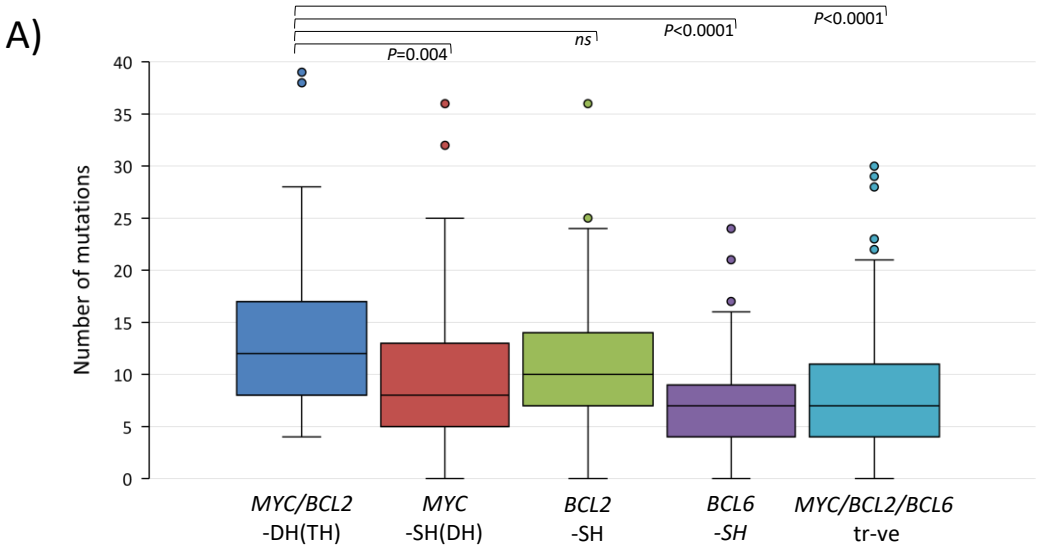
A)
P<0.0001
P<0.0001
ns
P=0.004
Number of mutations
40
35
30
25
20
15
10
5
0
MYC/BCL2 -DH(TH)
MYC -SH(DH)
BCL2 -SH
BCL6 -SH
MYC/BCL2/BCL6 tr-ve

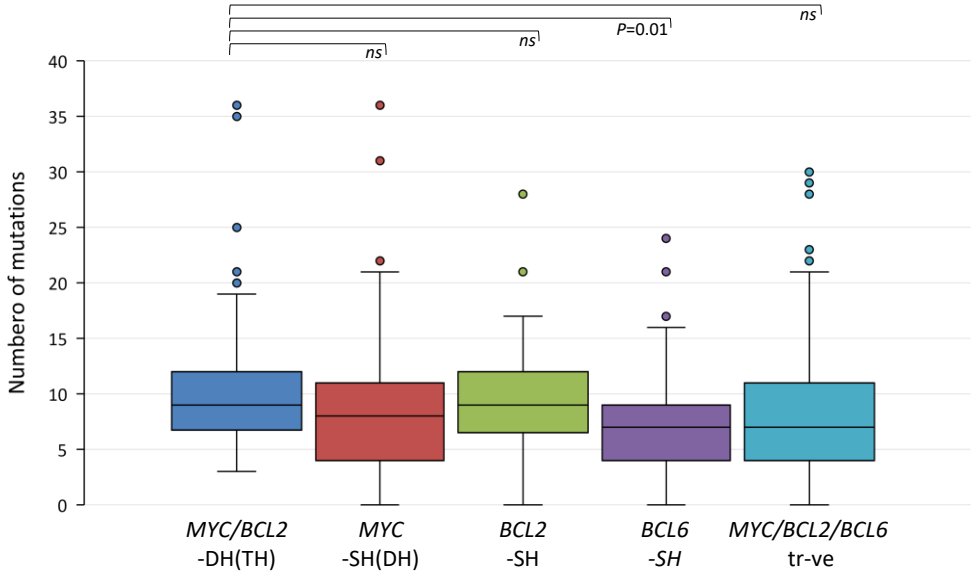
ns
P=0.01
ns
ns
Numbero of mutations
40
35
30
25
20
15
10
5
0
MYC/BCL2 -DH(TH)
MYC -SH(DH)
BCL2 -SH
BCL6 -SH
MYC/BCL2/BCL6 tr-ve

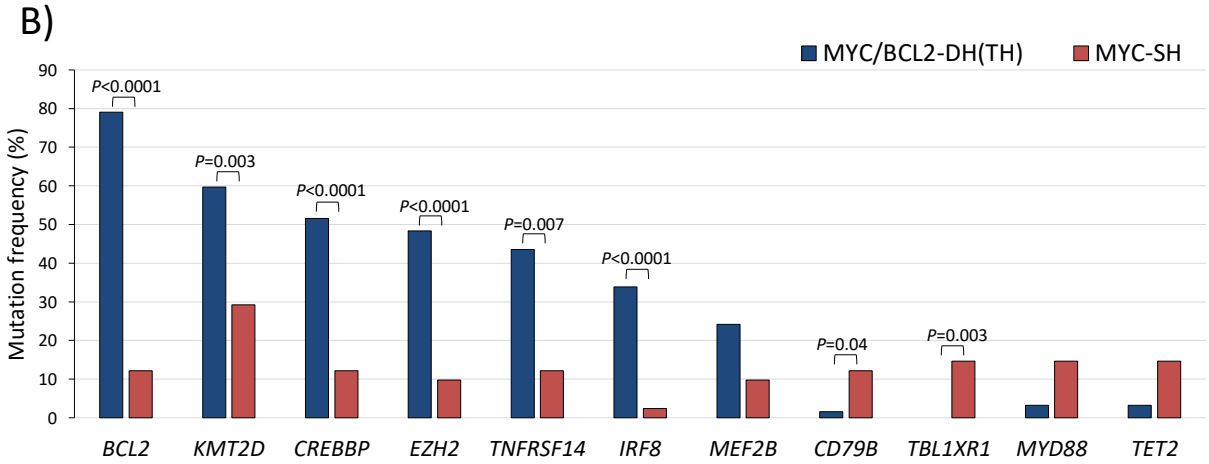
B)
MYC/BCL2-DH(TH)
MYC-SH
Mutation frequency (%)
90
80
70
60
50
40
30
20
10
0
P<0.0001
P=0.003
P<0.0001
P<0.0001
P=0.007
P<0.0001
P=0.04
P=0.003
BCL2
KMT2D
CREBBP
EZH2
TNFRSF14
IRF8
MEF2B
CD79B
TBL1XR1
MYD88
TET2