



Spin alignment and differential accretion in merging black hole binaries

D. Gerosa,¹★ B. Veronesi,² G. Lodato² and G. Rosotti³

¹*Department of Applied Mathematics and Theoretical Physics, Centre for Mathematical Sciences, University of Cambridge, Wilberforce Road, Cambridge CB3 0WA, UK*

²*Dipartimento di Fisica, Università degli studi di Milano, Via Celoria 16, Milano I-20133, Italy*

³*Institute of Astronomy, University of Cambridge, Madingley Road, Cambridge CB3 0HA, UK*

Accepted 2015 May 27. Received 2015 May 19; in original form 2015 March 19

ABSTRACT

Interactions between a supermassive black hole binary and the surrounding accretion disc can both assist the binary inspiral and align the black hole spins to the disc angular momentum. While binary migration is due to angular-momentum transfer within the circumbinary disc, the spin-alignment process is driven by the mass accreting on to each black hole. Mass transfer between different disc components thus couples the inspiral and the alignment process together. Mass is expected to leak through the cavity cleared by the binary, and preferentially accretes on to the lighter (secondary) black hole which orbits closer to the disc edge. Low accretion rate on to the heavier (primary) black hole slows the alignment process down. We revisit the problem and develop a semi-analytical model to describe the coupling between gas-driven inspiral and spin alignment, finding that binaries with mass ratio $q \lesssim 0.2$ approach the gravitational-wave driven inspiral in differential misalignment: light secondaries prevent primaries from aligning. Binary black holes with misaligned primaries are ideal candidates for precession effects in the strong-gravity regime and may suffer from moderately large ($\sim 1500 \text{ km s}^{-1}$) recoil velocities.

Key words: accretion, accretion discs – black hole physics – galaxies: evolution – galaxies: nuclei.

1 INTRODUCTION

Following a galaxy merger, the supermassive black holes (BHs) hosted (Kormendy & Richstone 1995) by the two merging galaxies sink towards the centre of the newly formed stellar environment through dynamical friction, forming a binary (Begelman, Blandford & Rees 1980; Mayer 2013). Binary BHs can merge if the astrophysical environment provides a way to dissipate their angular momentum in less than a Hubble time. Scattering from stars can bring the binary only down to parsec scales (Frank & Rees 1976), below which the available phase space is quickly depleted, thus stalling the inspiral process (*final-parsec problem*; Milosavljević & Merritt 2001; Yu 2002). While triaxiality in the stellar potential may help driving the inspiral in elliptical gas-poor galaxies (Merritt & Poon 2004; Berczik et al. 2006), the interaction with gaseous disc(s) may actually solve the final-parsec problem in gas-rich galaxies (Armitage & Natarajan 2002; Cuadra et al. 2009). Indeed, dynamical friction against a gaseous background can promote the merger bringing the binary separation to distances of the order of 0.1 pc within a time-scale of 10–50 Myr (Escala et al. 2005; Dotti et al. 2007, 2009). Further shrinking of the binary can proceed through what is known as type II migration in the context of planet–disc interaction. However, such disc-assisted migration

can only be effective at separations smaller than ~ 0.01 pc, beyond which the disc becomes self-gravitating and will likely fragment and form stars (Lodato et al. 2009). Finally, if the binary reaches separations close to $\simeq 10^{-3}$ pc, gravitational-waves (GWs) quickly become an extremely efficient way to drive the binary to a prompt merger (Peters & Mathews 1963; Peters 1964). Asymmetric emission of GWs in the late inspiral and merger may imprint recoil velocities to the remnant BHs (Redmount & Rees 1989) which can be as high as 5000 km s^{-1} (Campanelli et al. 2007; González et al. 2007; Lousto & Zlochower 2011), possibly larger than the escape speed of the host galaxies (Merritt et al. 2004).

A variety of electromagnetic signatures has been proposed to detect supermassive BH binaries, which however remain elusive (Dotti, Sesana & Decarli 2012; Schnittman 2013; Bogdanović 2015). The most convincing evidence comes from double active galactic nuclei (AGN) imaging, with the notable example of the radio galaxy 0402+379 showing two compact cores with estimated separation of 7.3 pc (Rodríguez et al. 2006). Indirect evidence for supermassive BH binaries at sub-parsec scales suffer from higher uncertainties; we mention in particular the case of the blazar OJ287 (Valtonen et al. 2008), where ~ 12 yr periodic outbursts have been interpreted as signature of a BH binary orbital motion. Identifying recoiling BHs through observations is even more challenging (Komossa 2012), but tentative candidates are none the less present (Komossa, Zhou & Lu 2008; Civano et al. 2012; Decarli et al. 2014; Koss et al. 2014). Direct measurements of supermassive BH

* E-mail: d.gerosa@damtp.cam.ac.uk

inspirals and mergers are the main target of all future space-based GW observatories. The eLISA (evolved Laser Interferometer Space Antenna) mission, recently approved by the European Space Agency, is expected to detect hundreds merging binaries per year casting new light on our understating of such systems (Seoane et al. 2013; Barausse et al. 2015).

Hydrodynamical interactions can not only assist the binary inspiral, but are responsible for the reorientation of the two BH spins. BH spin alignment has a crucial impact on the merger dynamics and on the cosmic growth history of supermassive BHs. Strong recoil velocities can only be achieved if the merging BHs are highly spinning and the two spin vectors are strongly misaligned between each other. Highly recoiling BHs can be significantly displaced from the galactic nucleus or even ejected from it. This has strong consequences on the coevolution of BHs and their host galaxy, with mild recoil regulating the BH growth and large kicks velocities strongly affecting the feedback process (Blecha & Loeb 2008). If large recoils causing BH ejections are present, this affects the fraction of galaxies hosting supermassive BHs (Schnittman 2007; Volonteri, Gültekin & Dotti 2010; Gerosa & Sesana 2015) and consequently the predicted (e)LISA event rates (Sesana 2007). From the GW data analysis point of view, spin misalignments introduce a richer structure in the expected signals that carries precious information on the binary dynamics (Vecchio 2004; Klein, Jetzer & Sereno 2009; O’Shaughnessy et al. 2013) and can improve the parameter estimation process by up to an order of magnitude (Chatziioannou et al. 2014). At the same time, since accurate waveform modelling is required in GW searches, spin precession makes the waveform generation more challenging (Pekowsky et al. 2013; Klein, Cornish & Yunes 2014), dramatically increasing the parameter-space dimensions that need to be explored.

It is thus important for both electromagnetic and GW observations to understand in which region of the BH-binary parameter space we expect significant spin misalignment, which is the goal of this paper. The physical process responsible for the reorientation of BH spins during the long gas-driven inspiral is the so-called Bardeen-Petterson effect (Bardeen & Petterson 1975), where the general relativistic Lense-Thirring torque between the BH and a misaligned disc warps the accretion disc and secularly aligns the BH spin with the disc angular momentum. The Bardeen-Petterson effect does not just affect the binary dynamics during the gas-driven phase, but leaves a deep imprint in the subsequent GW-driven inspiral, where precession effects are strongly dependent on the residual misalignments left by the astrophysical environment (Kesden, Sperhake & Berti 2010a,b; Gerosa et al. 2013). It is therefore an essential ingredient to predict the spin configuration at merger.

The effectiveness of the Bardeen-Petterson effect in aligning the spins to the binary angular momentum within the time-scale of the merger has been recently investigated by multiple authors. Bogdanović, Reynolds & Miller (2007) first made some order-of-magnitude estimates of the alignment time for a single BH with its own disc and found that it is much smaller than the merger time concluding that alignment is likely in a gaseous environment. A similar conclusion was obtained by Dotti et al. (2010), who found short alignment time-scales of $\sim 2 \times 10^6$ yr. One notable achievement of the study performed by Dotti et al. (2010) is combination of smoothed-particle hydrodynamics (SPH) simulations and a semi-analytical treatment of the Bardeen-Petterson effect (Perego et al. 2009), through which they have been able to quantify the residual misalignment to either 10° or 30° depending on the gas temperature. In a previous work (Lodato & Gerosa 2013), some of us revisited these estimates considering the previously neglected effects of non-

linear warps in the misalignment propagation through the disc. Their conclusion is that the alignment time can be significantly longer than 10^7 yr if the initial misalignment are large, thus casting doubts on the ability of the disc to align the binary. Miller & Krolik (2013) made a sensible step forward, pointing out that the spin alignment process in BH binaries may actually be sensibly faster than for isolated BHs, because of the stabilizing effect of the companion that increases the degree of disc warping close to the holes.

In this paper, we argue that the binary mass ratio plays a key role in estimating the spin-alignment likelihood in merging BH binaries. We present a semi-analytical model to compute the inspiral and alignment processes from the properties of the circumbinary disc. On the one hand, the mass ratio strongly affects the binary inspiral rate, marking the onset of different disc-morphology regimes when either a gap or a proper cavity can be opened. On the other hand, and perhaps most importantly, the binary mass ratio sets the amount of differential accretion on to the two components of the binary system. The Bardeen-Petterson effectiveness in aligning the spins depends sensitively on the mass accretion rate through each single disc. We quantify this quantity constructing prescriptions based on results of hydrodynamical simulations. Gas is expected to preferentially accrete on to the lighter binary member that therefore aligns faster. Accretion rates on to the heavier BH is consequently smaller and may prevent it from aligning.

This paper is organized as follows. Our model to compute the relevant time-scales is introduced in Section 2, where both the inspiral and the alignment problems are treated. Section 3 describes our main findings, namely the role of the binary mass ratio in the spin-alignment process, and its relevance for cosmologically motivated binary distributions and kick predictions. Finally, in Section 4 we draw our conclusions and stress the possible caveats of our analysis.

2 BINARY AND DISCS MODELLING

We model the gas environment surrounding merging BH binaries through three different accretion discs: mass may reach the binary from galactic scales forming a *circumbinary* disc, and later be accreted on to the individual BHs from *circumprimary* and *circumsecondary* discs, respectively.¹ We define R to be the binary separation, M_1 and M_2 to be the two BH masses (with $M_1 \geq M_2$), $M_{\text{bin}} = M_1 + M_2$ to be the total mass of the binary, $q = M_2/M_1 \leq 1$ to be the binary mass ratio and $S_i = a_i GM_i^2/c$ to be the spin of any of two BHs (where $i = 1, 2$ and dimensionless spin $0 \leq a_i \leq 1$). Following Syer & Clarke (1995), we also define a measure of the local² circumbinary-disc mass at a generic radius r as $M(r) = 4\pi\Sigma(r)r^2$ and finally $q_{\text{disc}}(r) = M(r)/M_{\text{bin}}$ to be the disc-to-binary mass ratio. When studying the spin alignment, we will refer to the mass of the aligning BH as M (meaning either M_1 or M_2) and the mass of the other binary member as M_c . While the accretion rate of the circumbinary disc \dot{M}_{bin} determines the inspiral process, the alignment time-scales are only determined by the rates \dot{M}_1 and \dot{M}_2 at which mass reaches the circumprimary and circumsecondary discs, respectively. It is also useful to define f to be the dimensionless

¹ The name *minidisks* can also be found in the literature to indicate circumprimary and circumsecondary discs.

² For typical values of the surface density exponent, this is a reasonable estimate of the rigorous value obtained radially integrating the surface density (Shakura & Sunyaev 1973). In addition, the migration rates are set by the properties of the disc in the vicinity of the planet, and the local nature of this parameter is thus more relevant than the total disc mass.

value of \dot{M}_{bin} in terms of the Eddington accretion rate

$$\dot{M}_{\text{bin}} = f \frac{\dot{M}_{\text{Edd}}}{t_{\text{Edd}}}, \quad (1)$$

where $t_{\text{Edd}} = \kappa_e c / 4\pi G \simeq 4.5 \times 10^8$ yr is the Salpeter (1964) time, and κ_e is the opacity for Thomson electron scattering.

In this section, we first present a new estimate for the inspiral time-scale by interpolating estimates computed in different regimes and we discuss the circumbinary disc self-gravity condition to evaluate such inspiral time-scale. Secondly, we summarize the main findings of Lodato & Gerosa (2013) on the spin-alignment time-scale and we explore the effect of the companion on the individual-discs structure. We finally model mass transfer and differential accretion on to the different discs.

2.1 Gas-driven inspiral

If BH mergers do happen in nature, it is likely that the gas-driven phase is the bottleneck of the whole binary evolutionary track. Therefore, the time spent by the binary in such phase gives us an estimate of the total time available to align the BH spins through environmental processes before merger. Although gas-driven inspiral is mediated by the torques exerted by the disc on to the binary, a detailed description of the torques is not necessary to correctly derive the migration rates. Ultimately, the migration rate is controlled by the rate at which the disc is able to redistribute the angular momentum gained from the binary, and the torques will adjust to give the correct rate (e.g. Armitage 2010). This same mechanism is called type II migration in the context of protoplanetary discs (Lin & Papaloizou 1986). Depending on the ratio between the BHs and the circumbinary disc masses, we identify three possible regimes.

(i) For small mass ratios ($M_2 \ll M(R) \ll M_1$), the secondary BH perturbs the disc of the primary, which reacts opening a gap³ at the binary separation (Lin & Papaloizou 1979; Artymowicz & Lubow 1994). Tidal interactions between gas particles and the secondary BH transfer angular momentum to the disc, thus decreasing the binary separation. The secondary BH behaves like a fluid element in the disc, evolving at the viscous rate (Armitage & Natarajan 2002)

$$t_{\text{in}} = t_v(R) \simeq \frac{R^2}{\nu}, \quad (2)$$

where $\nu = \alpha c_s H$ is kinematic viscosity coefficient of the disc, usually (Shakura & Sunyaev 1973) rescaled to a dimensionless coefficient α with the speed of sound c_s and the disc height H .

(ii) If the secondary BH mass becomes comparable to the disc mass ($M_2 \sim M(R) \ll M_1$), the disc cannot efficiently redistribute the momentum acquired from the binary. The shrinking rate consequently decreases. An analytical expression for the inspiral time-scale in this regime can be computed directly from the angular-momentum conservation equation in the thin-disc approximation (Syer & Clarke 1995; Ivanov, Papaloizou & Polnarev 1999; Lodato et al. 2009; Baruteau & Masset 2013) and reads

$$t_{\text{in}} = \frac{M_2 + M(R)}{M(R)} t_v(R), \quad (3)$$

which correctly reduces to $t_v(R)$ in the limit $M_2 \ll M(R)$.

³ Binaries with very small mass ratios ($q \lesssim 10^{-4}$, see Armitage 2010) cannot open a gap; however, such low-mass ratios are not expected to be relevant in the supermassive BH context.

(iii) For comparable mass binaries ($M_1 \lesssim M_2$), the secondary-BH potential cannot be neglected. The gap at the secondary location now becomes a proper cavity in the disc with radius $\sim 2R$ cleared by both BHs (MacFadyen & Milosavljević 2008). A rich phenomenology may be present, including disc asymmetry and growing eccentricity, and can only be captured using hydrodynamical simulations (Cuadra et al. 2009; Roedig et al. 2011, 2012; Shi et al. 2012). An approximate expression for the inspiral time-scale in the comparable mass regime has been presented by Rafikov (2013), assuming the binary potential to be represented by a Newtonian potential produced by the binary total mass. He obtains

$$t_{\text{in}} = \frac{M_1 M_2}{M_{\text{bin}} M(R)} t_v(R), \quad (4)$$

where the correction factor M_1/M_{bin} models the expected speed up due to the higher angular momentum flux induced by the binary mass. The same mass-ratio dependence has been very recently obtained by Dotti, Merloni & Montuori (2015) integrating the torque at the edge of a $2R$ -wide cavity

Here, we propose a smooth analytical interpolation between the time-scales obtained in the different regimes given by

$$t_{\text{in}} = \frac{M_1}{M_{\text{bin}}} \frac{M_2 + M(R)}{M(R)} t_v(R), \quad (5)$$

which correctly reduces to either equations (2), (3) or (4) in the relevant limits. Various numerical factors in equation (4) – as already acknowledged by Rafikov (2013) himself – and different possible definitions of the viscous time-scale may modify our this estimate of a factor $\sim \text{few}$. The accretion rate of the circumbinary disc \dot{M}_{bin} only enters in the merger time-scale through the viscous time-scale, which can be rewritten as

$$t_v(R) = \frac{3}{4} \frac{M(R)}{\dot{M}_{\text{bin}}}, \quad (6)$$

since both $M(R) = 4\pi R^2 \Sigma(R)$ and $\dot{M}_{\text{bin}} \simeq 3\pi \nu \Sigma(R)$ are related to the surface density Σ of the circumbinary disc in the stationary limit. Combining equations (1), (5) and (6), we obtain our final estimate of the inspiral time-scale, to be compared to the individual alignment time-scales,

$$t_{\text{in}} = \frac{3}{4} \frac{(1+q) q_{\text{disc}}(R) + q}{(1+q)^2} \frac{t_{\text{edd}}}{f}. \quad (7)$$

While the low-mass ratio regime is relatively well tested in the planetary community (e.g. Nelson et al. 2000; Bate et al. 2003, but see below for possible caveats), the regime of high-mass ratios has not been explored extensively. At the moment only few simulations of disc-driven migration of a binary have been conducted (MacFadyen & Milosavljević 2008; Cuadra et al. 2009; Shi et al. 2012), which test only a small part of the parameter space. For example, for a ratio $q = 1/3$, Cuadra et al. (2009) find in 3D SPH simulations a migration rate of $\dot{R}/R = -2 \times 10^{-5} \Omega$, where $\Omega = (GM_{\text{bin}}/R^3)^{1/2}$ is the orbital frequency of the binary. They compare this value with the analytical formula from Ivanov et al. (1999), our equation (3), which yields $\dot{R}/R = -3 \times 10^{-5} \Omega$, in very good agreement. MacFadyen & Milosavljević (2008) find in 2D grid-based simulations of $q = 1$ binaries that the inspiral time-scale is roughly the viscous time-scale, reduced by q_{disc} , which is consistent with equation (7). The simulations described so far neglect the details of the angular momentum redistribution mechanism, which in the standard picture is the magnetorotational instability (MRI; Balbus & Hawley 1991), and typically adopt the Shakura & Sunyaev (1973) α parametrization (e.g. MacFadyen & Milosavljević 2008) in order to reduce the computational cost. Only recently Shi

et al. (2012) were able to perform global numerical simulations of migrating binaries including the MRI. They found that magnetohydrodynamics effects slightly enhance the migration rate with respect to the purely hydrodynamical case (a factor of ~ 3 when compared to MacFadyen & Milosavljević 2008). They also observed that the accretion of material with a higher specific angular momentum than the binary can make the binary *gain* angular momentum, which however is offset by the higher torques they measure from the disc. Given the number of other uncertainties present in the model, we are thus satisfied that our expressions can be used reliably.

Recent numerical simulations (Duffell et al. 2014; Dürmann & Kley 2015) in the planetary community have questioned the validity of type II migration, casting doubts that a regime where the satellite behaves like a test particle exists at all. In particular, the simulations show that it is possible to achieve faster (up to a factor of 5) migration rates than what expected from type II theory. These simulations have only been run for a fraction of a viscous time, and it is still unclear if this result holds on the time-scale of the merger. For this reason we neglect these results in what follows, and note that this makes our estimates an upper limit for the merger time-scales.

Finally, we note that the simulations conducted so far, to the best of our knowledge, have explored relatively thick discs, with an aspect ratio ranging from 0.05 to 0.1 (e.g. MacFadyen & Milosavljević 2008; Cuadra et al. 2009; Roedig et al. 2012; Shi et al. 2012). This is significantly thicker than the value we derive in the next section and it is not clear how the results would change with more realistic values (cf. Section 4).

2.2 Self-gravity condition

The inspiral time-scale reported in equation (7) depends on the binary separation R . For typical disc structures (Shakura & Sunyaev 1973; Goodman 2003), t_{in} is a steep monotonically increasing function of R (Haiman, Kocsis & Menou 2009). Most time will be spent by the binary at large separations, while the remaining inspiral is completed rather quickly. The time available to align the spins – which the spin-alignment time must be compared to – is roughly the inspiral time-scale t_{in} evaluated at the largest separation of the disc-driven evolution.

A natural physical limit on the size of the circumbinary disc is set by the disc self-gravity. Local gravitational stability under axisymmetric disturbances is guaranteed up to the fragmentation radius R_f , where the Toomre’s (1964) parameter equals unity:

$$Q \equiv \frac{c_s \Omega}{\pi G \Sigma} = 1. \quad (8)$$

At separation $R > R_f$, self-gravity cannot be neglected and the disc is gravitationally unstable (cf. e.g. Lodato 2007 for a review). The evolution of gravitationally unstable discs has been investigated in great details in recent years (Lodato & Rice 2004; Rice, Lodato & Armitage 2005; Cossins, Lodato & Clarke 2009). If the cooling time is smaller or of the order of the dynamical time (Gammie 2001), the disc will fragment into gravitationally bound clumps, although the actual fragmentation threshold is debated (Meru & Bate 2012). For values appropriate to AGN discs, the disc is expected to fragment, create stars and thus deplete the area surrounding the binary of gaseous material, possibly halting the inspiral (Lodato et al. 2009). Using the vertical-equilibrium equation $c_s/\Omega = H$, the self-gravity stability condition $Q = 1$ can be rewritten as

$$q_{\text{disc}}(R) = \frac{M(R)}{M_{\text{bin}}} \simeq 4 \frac{H}{R}, \quad (9)$$

evaluated at $R = R_f$. The fragmentation radius is likely to lie in the outer region of the circumbinary disc, dominated by gas-pressure and electron-scattering opacity (Shakura & Sunyaev 1973). Assuming viscosity to be proportional to the gas pressure (β -disc) and setting the mass of the accreting object to M_{bin} , one gets for the fragmentation radius (Shakura & Sunyaev 1973; Goodman 2003; Haiman et al. 2009)

$$\begin{aligned} R_f &\simeq 10^5 \frac{GM_{\text{bin}}}{c^2} \left(\frac{M_{\text{bin}}}{10^7 M_{\odot}} \right)^{-26/27} \left(\frac{f}{0.1} \right)^{-8/27} \left(\frac{\alpha}{0.2} \right)^{14/27} \\ &\simeq 0.05 \left(\frac{M_{\text{bin}}}{10^7 M_{\odot}} \right)^{1/27} \left(\frac{f}{0.1} \right)^{-8/27} \left(\frac{\alpha}{0.2} \right)^{14/27} \text{ pc}. \end{aligned} \quad (10)$$

For a separation r in such region, the disc aspect ratio reads

$$\begin{aligned} \frac{H}{r} &= 0.001 \left(\frac{r}{GM_{\text{bin}}/c^2} \right)^{1/20} \left(\frac{M_{\text{bin}}}{10^7 M_{\odot}} \right)^{-1/10} \\ &\times \left(\frac{f}{0.1} \right)^{1/5} \left(\frac{\alpha}{0.2} \right)^{-1/10}. \end{aligned} \quad (11)$$

In this paper, we evaluate the inspiral time-scale of equation (7) at the fragmentation radius: $R = R_f$. This is a rather conservative assumption, being t_{in} monotonically increasing with R (Haiman et al. 2009) and being R_f the largest separation at which gas can be found under the form of a circumbinary disc. We are therefore assuming – somehow overcoming the final parsec problem – that some previous mechanisms are efficient enough to shrink the binary separation down to R_f .

From equations (7)–(11), we find that the inspiral time t_{in} scales only mildly with the viscosity α and the binary total mass M_{bin} . As for the accretion rate f , the implicit dependence from equation (11) and (10) is also mild; the explicit dependence $1/f$ in equation (7) is still present but will cancel when compared to the spin-alignment time (Section 3.1). On the other hand, the dependence on q plays a crucial role when comparing each spin-alignment time with the inspiral time-scale, and is therefore the main subject of this study.

2.3 BH spin alignment

The circumprimary and circumbinary discs interact with the BHs through the Bardeen–Peterson effect. Bardeen & Peterson (1975) showed that a viscous disc initially misaligned with the equatorial plane of a spinning BH naturally relaxes to a coplanar state in the inner regions, while the outer disc may retain its original misalignment. Rees (1978) realized that, by Newton’s third law, the outer disc must react by pulling the BH towards complete alignment (or anti-alignment) of the spin with the orbital angular momentum of the outer disc itself.

Angular momentum is initially transferred from the spin to the inner disc through relativistic Lense–Thirring precession and finally to the outer disc by the propagation of warps, i.e. vertical shearing by close, misaligned, gas rings (Scheuer & Feiler 1996; Lodato & Pringle 2006; Martin, Pringle & Tout 2007). Warp propagation is ruled by a vertical viscosity coefficient ν_2 , which is generally different than the kinematic viscosity coefficient ν introduced above. As done for α , let us introduce a vertical-viscosity coefficient α_2 such that $\nu_2 = \alpha_2 c_s H$ (Papaloizou & Pringle 1983). In the small-warp – which in our case actually means small-misalignment – limit, the warp-propagation coefficient is related to the kinematic viscosity by (Pringle 1992; Ogilvie 1999)

$$\alpha_2 = \frac{1}{2\alpha} \frac{4(1 + 7\alpha^2)}{4 + \alpha^2}, \quad (12)$$

and, in particular, it is independent of the misalignment φ between the inner disc and the outer disc. A full non-linear theory of warp propagation has been computed by Ogilvie (1999) and later verified numerically by Lodato & Price (2010). Non-linearities introduce a qualitatively new dependence⁴ on φ , which can lower the value of α_2 by a factor of ~ 7 for large misalignment angles (see fig. 1 in Lodato & Gerosa 2013). In this paper, we consider the full non-linear expression $\alpha_2(\alpha, \varphi)$ as derived by Ogilvie (1999), which reduces to equation (12) for $\varphi \ll 1$.

Lense–Thirring precession efficiently aligns the disc up to the Bardeen–Petterson radius R_{BP} , defined to be the disc location where the inverse of the Lense–Thirring precession frequency (Wilkins 1972)

$$\Omega_{LT}(r) = 2 \frac{G^2 M^2 a}{c^3 r^3} \quad (13)$$

equals the warp propagation time $t_{v_2}(r) = r^2/\nu_2$, i.e.

$$R_{BP} = 2^{2/3} \left(\frac{a}{\alpha_2} \right)^{2/3} \left(\frac{H}{r} \right)^{-4/3} \left(\frac{GM}{c^2} \right). \quad (14)$$

For a single BH-disc system, R_{BP} coincides with the maximum warp location (*warp radius*) R_W and marks the boundary between the (quickly aligned) inner disc and the (still aligning) outer disc. The time-scale over which the outer disc finally aligns the BH spin can be found by computing the torque acting on the disc at R_W (Natarajan & Pringle 1998). A single BH of mass M and dimensionless spin a aligns with the angular momentum of the surrounding accretion disc within (Scheuer & Feiler 1996; Natarajan & Pringle 1998; Lodato & Gerosa 2013)

$$t_{al} \simeq 3.4 \frac{M}{\dot{M}} \alpha \left(\frac{a}{\alpha_2} \frac{H}{r} \right)^{2/3}, \quad (15)$$

where \dot{M} is the accretion rate of the circumpriary/circumsecondary disc and H/r its aspect ratio evaluated at the warp radius. We note here that the alignment time t_{al} is sensibly smaller than the growth time M/\dot{M} for reasonable viscosities $\alpha \sim 0.1$ and aspect ratios $H/r \sim 0.001$. BH mass and spin magnitude can be therefore considered fixed during the alignment process (King & Kolb 1999, see Section 4).

The Bardeen–Petterson effect can drive the BH spin towards either alignment or anti-alignment with the outer disc. King et al. (2005) showed that the system anti-aligns if

$$\theta > \pi/2 \quad \text{and} \quad L(R_W) < 2S, \quad (16)$$

where θ is the angle between the BH spin and the angular momentum of the outer disc, $L(R_W)$ is the angular momentum of the inner disc (i.e. inside the warp radius) and S is the BH spin. The BH spin aligns with the outer disc if any of the two conditions above is not satisfied. Once θ is provided (cf. Section 3), the misalignment φ between the inner-disc angular momentum and the outer-disc angular momentum is given by $\varphi = \theta$ in the aligned case, while $\varphi = \pi - \theta$ if the system tends towards anti-alignment. Note that even in cases where the BH spin anti-aligns with its own disc, the net effect is always to reduce the misalignment with the binary plane (King et al. 2005).

⁴ The warp-propagation coefficient actually depends on the radial derivative of the local inclination of the disc ψ , see equation (1) in Lodato & Price (2010). Here, we implement the same approximation $\psi \sim \varphi$ as already done by Lodato & Gerosa (2013).

2.4 Effect of the companion on disc-spin alignment

So far we have only considered the alignment of a single BH with its surrounding accretion disc. Here, we discuss the effect of a far ($R \gg R_W$) companion on the alignment process. Such effect – neglected in our previous study (Lodato & Gerosa 2013) – has been recently pointed out by Miller & Krolik (2013) in the supermassive BH binary case, while Martin, Pringle & Tout (2009) have previously considered the same interaction for stellar-mass BHs with stellar companions. For a further study, see Tremaine & Davis (2014).

If the aligning BH is part of a binary system, the gravitational potential felt by an orbiting gas ring is perturbed by the presence of the companion (Lubow & Ogilvie 2000; Ogilvie & Dubus 2001). The binary gravitational potential can be expanded in series of r/R (where r is the distance of the gas ring from the BH and R is the binary separation; see e.g. Katz et al. 1982): to leading order, the resulting torque is perpendicular to the angular momentum of the gas ring L , causing precession about the angular momentum of the binary L_{bin} . The precessional frequency can be obtained by averaging the torque over the binary orbital period and reads⁵ (Petterson 1977)

$$\Omega_C(r) = \frac{3}{4} \frac{GM_c}{R^3} \left(\frac{r^3}{GM} \right)^{1/2} \beta, \quad (17)$$

where $\beta = |\hat{L}_{bin} \cdot \hat{L}|$, M is the mass of the aligning BH and M_c is the mass of the companion. Note that in our notation $M_c = qM$ in the case of the primary BH, but $M_c = M/q$ when the alignment of the secondary is considered.

If a spinning BH is part of a binary system, both Lense–Thirring and companion-induced precession are present. The companion drives the system towards alignment with the angular momentum of the binary, which tracks the plane of the circumbinary disc (see Section 4 on this point). At the same time, the inner disc is being aligned to the BH spin by Lense–Thirring precession. In practice, the companion reduces the frame-dragging efficiency: material could stay misaligned with the BH spin at closer locations, thus speeding the alignment process up (Miller & Krolik 2013). This effect can be quantified by computing the locations at which the two contributions are equally important. The Lense–Thirring time Ω_{LT}^{-1} equals the warp propagation time t_{v_2} at R_{BP} , as given by equation (14). On the other hand, the disc is now expected to be maximally warped at the warp radius R_W , where the Lense–Thirring contribution matches the companion one $\Omega_{LT} = \Omega_C$ (Martin et al. 2009). From equation (13) and (17) one gets (Martin et al. 2009; Miller & Krolik 2013)

$$R_W = \left(\frac{8a}{3\beta} \frac{M}{M_c} \right)^{2/9} R^{2/3} \left(\frac{GM}{c^2} \right)^{1/3}. \quad (18)$$

If $R_W \gtrsim R_{BP}$, the companion term can be neglected and the closer location at which misaligned material can be found is still $\sim R_{BP}$. The alignment speed-up discussed by Miller & Krolik (2013) is relevant if $R_W \lesssim R_{BP}$, because warped regions are present closer to the hole. At $R = R_f$ (cf. Section 2.2), we find

⁵ We do not quote the sign of the precession frequency, because it only sets the precession direction about L_{bin} which is not important for our order-of-magnitude estimate.

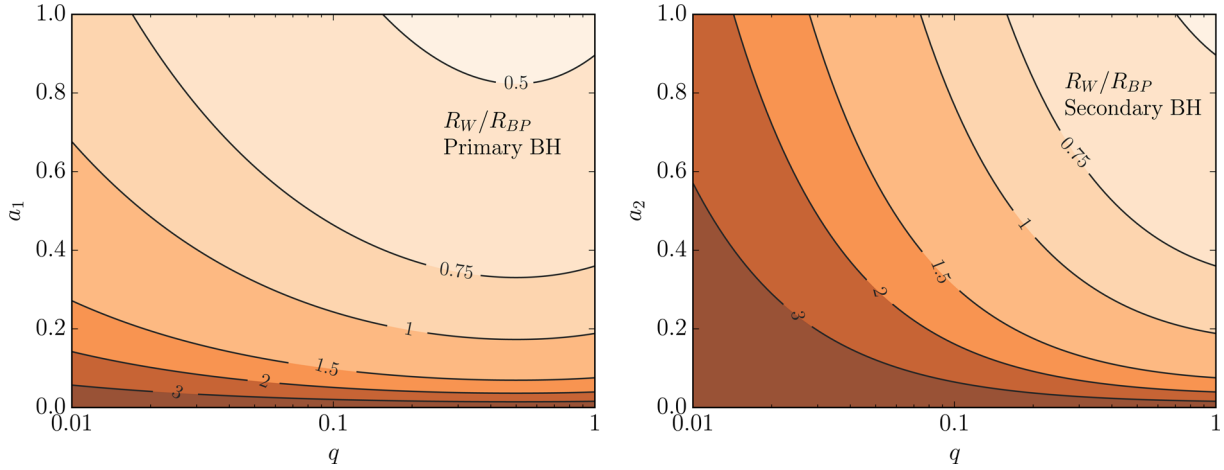


Figure 1. Effect of the companion on the location of the warp radius. Primary and secondary BHs are considered on the left-hand and right-hand panel, respectively. Contours map the ratio between the maximum-warp location R_W (where the external torque from the companion matches the Lense–Thirring torque) and the Bardeen–Peterson radius R_{BP} (where the Lense–Thirring time equals the warp propagation time) derived for an isolated BH. The dependence on the binary mass ratio q and the spin of the aligning BH (either a_1 or a_2) is reported on the x and y axes. A companion BH is expected to speed up the alignment process up to a factor of ~ 2 in most of the parameter space, meaning a $\mathcal{O}(1)$ uncertainty in the estimate of the alignment time. This figures have been produced taking $M_{\text{bin}} = 10^7 M_\odot$, $H/r = 0.001$, $f = 0.1$, $\alpha = 1/2\alpha_2 = 0.2$, $\beta = 1$ and $R = R_f$ [see equation (19)].

$$\frac{R_W}{R_{BP}} \simeq 0.48 \beta^{-2/9} a^{-4/9} \left[\frac{M + M_c}{2 M_c^{1/3} M^{2/3}} \right]^{2/3} \left(\frac{M + M_c}{10^7 M_\odot} \right)^{-52/81} \times \left(\frac{H/r}{0.001} \right)^{4/3} \left(\frac{f}{0.1} \right)^{-16/81} \left(\frac{\alpha}{0.2} \right)^{-26/81} \left(\frac{\alpha_2}{1/2\alpha} \right)^{2/3}. \quad (19)$$

Fig. 1 shows the dependences of R_W/R_{BP} on the binary mass ratio and the spin magnitude of the aligning BH, both for primaries and secondaries. Slowly rotating BHs are less affected by the presence of a companion because the spin set the magnitude of the frame-dragging term. For fixed total mass $M_{\text{bin}} = M + M_c$, primaries are more sensible to the companion than secondaries, because their gravitational radius is larger and Lense–Thirring precession can be matched more easily by the additional precession term.

In this paper, we use the simple expression reported in equation (15) to compute the spin-alignment time, as formally obtained for an isolated BH-disc system. Our analysis [equation (19) and Fig. 1] shows that the position of the warp radius can be modified by a factor of ~ 2 if the BH is part of a binary system. The alignment time $t_{\text{al}} \propto R_W^{11/10}$ (Natarajan & Pringle 1998; Miller & Krolik 2013) can therefore only be lowered by a factor of $\sim \text{few}$. From equation (19), this assumption may not be valid if (i) the binary is very massive $M_{\text{bin}} \gtrsim 10^7 M_\odot$, (ii) the individual discs are thinner than the circumbinary disc at the fragmentation radius $H/r \lesssim 0.001$, (iii) the binary accretion rate is close to the Eddington limit $f > 0.1$. A more complete understating of the alignment process in BH binary systems requires explicit integrations of the angular momentum equation (Martin et al. 2009). This goes beyond the scope of this work, which instead focuses on getting an estimate for the alignment time-scale.

2.5 Cavity pile-up and differential accretion

The accretions rates of the individual discs \dot{M}_1 and \dot{M}_2 depend on the circumbinary-disc accretion rate \dot{M}_{bin} , since the formers are fed by the latter. Here, we develop a simple prescription to link these three quantities.

Accretion from the outermost regions of the circumbinary disc on to the binary BH is suppressed because of either the perturbation of the secondary (low- q regime) or the two-body central potential (high- q regime). Therefore, the binary may only accrete at a lower accretion rate $\dot{M}_1 + \dot{M}_2 \leq \dot{M}_{\text{bin}}$. Mass tends to pile up at the outer edge of the cavity created by the binary itself: accretion – and therefore spin alignment – is still possible if gas streams can penetrate the cavity and reach the BHs. We call \dot{M}_{gap} the mass accretion rate that overcomes the cavity pile-up: this gas will sooner or later accrete on to either the primary or the secondary BH, i.e.

$$\dot{M}_{\text{gap}} = \dot{M}_1 + \dot{M}_2. \quad (20)$$

Gas-stream propagation is an intrinsically multidimensional non-linear phenomenon that requires dedicated hydrodynamical simulations to be studied in detail. In particular, the dynamics of gas accretion through the cavity is strongly dependent on the binary mass ratio q , since qualitatively different regimes are present. MacFadyen & Milosavljević (2008) first discussed equal-mass binary simulations, while the $q = 1/2$ case has been presented by Hayasaki, Mineshige & Sudou (2007) and extended to $q = 1/3$ by Cuadra et al. (2009) and Roedig et al. (2012). A recent major improvement has been made by D’Orazio et al. (2013) and Farris et al. (2014), who extensively studied the dependence on q of the mass rate overcoming the cavity pile-up.

D’Orazio et al. (2013) present 2D hydrodynamical simulations in the range $0.003 \leq q \leq 1$ assuming fiducial values $\alpha = 0.01$ and $H/r = 0.1$. Accretion on to the binary is indeed limited to narrow gas streams and it is typically suppressed by a factor of 2–5 when compared to a single-BH disc of the same mass. They detect the presence of two physical regimes.

(i) For high-mass ratios $0.05 \lesssim q \leq 1$, the presence of the binary strongly modulates the streams. Streams are generated by deviations from spherical symmetry in the binary potential: more asymmetry is present for equal mass binaries that therefore show less mass pile-up at the cavity edge and more binary accretion. In such regime, the ratio $\dot{M}_{\text{gap}}/\dot{M}_{\text{bin}}$ is expected to increase with q .

(ii) In the low-mass ratio regime $q \lesssim 0.05$, the secondary BH quickly swipes through the disc accreting most of the material

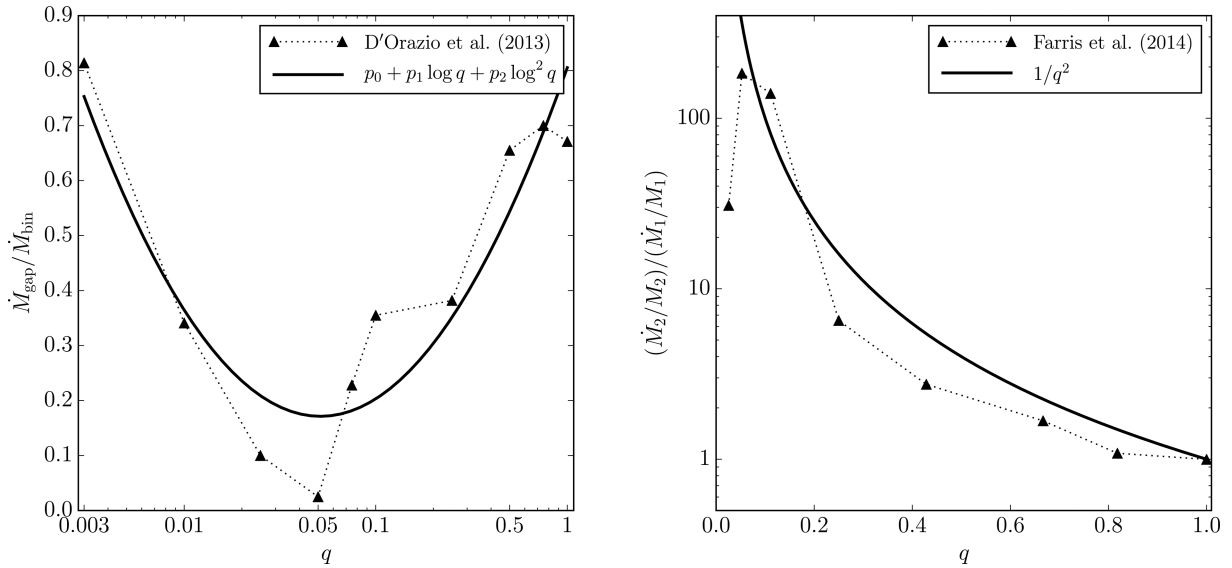


Figure 2. Numerical fits to hydrodynamical simulations to compute the accretion rates of the two members of a BH binary. Left-hand panel shows the fraction of the accretion rate $\dot{M}_{\text{gap}}/\dot{M}_{\text{bin}}$ that penetrates through the disc cavity and reaches one of the two binary members. A quadratic interpolation is performed to numerical results by D'Orazio, Haiman & MacFadyen (2013) here reported in equation (21). On the right-hand panel, the binary accretion rates is broken down between the primary and the secondary BHs. The ratio of the accretion times in the systems simulated by Farris et al. (2014) appears to be described by the simple prescription $(\dot{M}_2/M_2)/(\dot{M}_1/M_1) = 1/q^2$ in equation (22).

coming from large distances: a single gas stream is present feeding the secondary BH. Such effect gets more pronounced when the mass ratio is lower and consequently the ratio $\dot{M}_{\text{gap}}/\dot{M}_{\text{bin}}$ decreases with q .

Such results are shown in the left-hand panel of Fig. 2, where the ‘Mid- Δr -Lo- $\Delta\phi$ ’ simulations by D'Orazio et al. (2013) are considered. The minimum in $\dot{M}_{\text{gap}}/\dot{M}_{\text{bin}}$ separates the two physical regimes just described above. We interpolate the results from the simulations performed by D'Orazio et al. (2013) with the ansatz

$$\frac{\dot{M}_{\text{gap}}}{\dot{M}_{\text{bin}}} = p_0 + p_1 \log(q) + p_2 \log^2(q) \quad (21)$$

and best-fitting coefficients $p_0 = 0.8054$, $p_1 = 0.9840$ and $p_2 = 0.3818$. For a given circumbinary-disc accretion rate \dot{M}_{bin} , equation (21) specifies the mass rate \dot{M}_{gap} which overcomes the cavity pile-up and accretes on to either the primary or the secondary BH. The subsequent study by Farris et al. (2014) found that the ratio between the total accretion rate on to either one of the two BHs and the accretion rate on to a single BH of the same total mass may exceed unity, thus casting doubts on whether such fraction can be interpreted as $\dot{M}_{\text{gap}}/\dot{M}_{\text{bin}}$. To bracket this uncertainty, we use equation (21) as our reference model but we also study an additional variation where we fix $\dot{M}_{\text{gap}} = \dot{M}_{\text{bin}}$ (cf. Section 3.1).

Farris et al. (2014) recently performed 2D grid simulations (assuming $H/R = 0.1$ and $\alpha = 0.1$), specifically addressing the feeding of the individual discs from streams penetrating the cavity. They systematically find that the secondary BH accretes faster than the primary, mainly because the former orbits closer to the cavity edge. Their results are here reported in the right-hand panel of Fig. 2, where the ratio of the accretion times \dot{M}_i/M_i ($i = 1, 2$) is shown as a function of the binary mass ratio q . Symmetry implies $\dot{M}_1 \sim \dot{M}_2$ for binaries with high-mass ratios, while lower values of q show pronounced differential accretion in favour of the secondary. A qualitatively different regime is detected for the lowest of their simulated cases $q = 0.025$: the cavity is not efficiently cleared by the

secondary BH, and mass from the circumbinary disc directly flows inwards forming a large circumpriary disc. As pointed out in Section 2.1, such change in the dynamics of the system is expected for lower mass ratio, where the disc should form a small annular gap rather than a large hollow cavity. To directly reach the circumpriary disc, gas should be able to flow past the secondary escaping its gravitational attraction. As pointed out by Farris et al. (2014) themselves, the actual turning point in q is likely to be highly dependent on the thickness of the disc and possibly on the viscosity. As shown recently by Young, Baird & Clarke (2015) in the context of binary stars, direct flowing from the circumbinary to the circumpriary disc is easier for thicker discs, where the stronger pressure forces can make part of the material ‘skirt’ the Roche lobe of the secondary, eventually reaching the primary Roche lobe and being captured by its gravitational attraction. Due to such uncertainties, in this work we deliberately ignore the onset of such low- q regime when considering differential accretion. The growth-time ratio presented by Farris et al. (2014) appear to be well approximated by (see Fig. 2, right-hand panel)

$$\frac{\dot{M}_2/M_2}{\dot{M}_1/M_1} = \frac{1}{q^2}. \quad (22)$$

Due to such pronounced differential accretion, the prescription here presented may formally predict super-Eddington rates for the secondary BHs in the low- q regime. This has no relevant impact on our model: defined the secondary Eddington ratio to be $f_2 = \epsilon t_{\text{Edd}} \dot{M}_2/M_2 = (1 + q) \dot{M}_2 \epsilon f / q \dot{M}_{\text{bin}}$, the Eddington limit $f_2 = 1$ is only marginally reached for very high circumbinary-disc accretion rates ($f \sim 1$) and low-mass ratio $q \lesssim 0.05$ (assuming a typical accretion efficiency $\epsilon \sim 0.1$). Lower values of f shift the critical mass ratio at which the Eddington limit is formally reached to even lower values. Finally, we note that, as in Section 2.1, the thickness values explored by the simulations considered in this section are significantly higher than those expected for massive-BH binaries

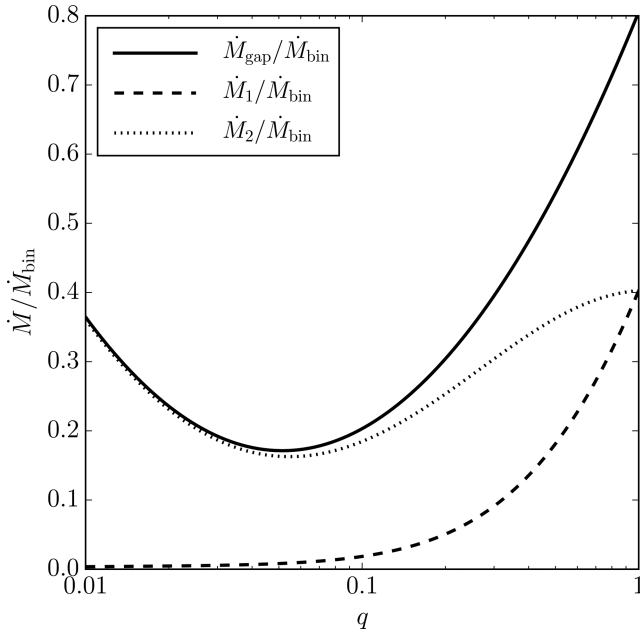


Figure 3. Combined effect of mass pile-up at the edge of the disc cavity and differential accretion in unequal-mass binaries. Prescriptions for the accretion rates presented in equations (21)–(23) and Fig. 2 are here summarized. As a function of q , we show the fraction of the accretion rate of the outer circumbinary disc \dot{M}_{bin} that (i) overcomes the cavity-pile up and accretes on to the binary (\dot{M}_{gap} , solid); (ii) is captured by the secondary BH which is clearing the cavity (\dot{M}_2 , dashed); (iii) finally accretes on to the primary BH (\dot{M}_1 , dotted).

(Section 2.2). From equation (20) and (22) one gets

$$\dot{M}_1 = \frac{q}{1+q} \dot{M}_{\text{gap}}, \quad \dot{M}_2 = \frac{1}{1+q} \dot{M}_{\text{gap}}. \quad (23)$$

Fig. 3 combines the results presented in equation (21) and equation (23). For equal-mass binaries, ~ 80 per cent of the incoming mass may accrete on to the binary and it is equally distributed between the two binary members. Unequal-mass binaries present differential accretion $\dot{M}_1 < \dot{M}_2$ that grows stronger as q is decreased. When q is increased from $q \sim 0.2$ to unity, gas streams start to flow towards the primary and $\dot{M}_2/\dot{M}_{\text{bin}}$ consequently flattens. On the other hand, if q is decreased from $q \sim 0.05$ to 0.001, the secondary orbit gets closer to the inner edge of the cavity (D’Orazio et al. 2013): more mass can overcome the cavity pile-up and it is almost entirely accreted by the secondary.

3 RESULTS: DIFFERENTIAL MISALIGNMENT

In this section, we compare the spin-alignment time and the inspiral time. We first outline the regions of the parameter space where misalignments are foreseen (Section 3.1); secondly, we fold our model into synthetic supermassive-BH binary populations (Section 3.2); and we finally present a preliminary study to address the impact of our findings on the occurrence of large post-merger kicks (Section 3.3).

3.1 Misaligned primary BHs

3.1.1 Fiducial values of the parameters

The circumbinary disc properties enter the inspiral time t_{in} , while the primary/secondary alignment times t_{al} are set by individual-

Table 1. Choice of the binary and disc parameters in our time-scale comparison for both the fiducial case (Section 3.1) and the cosmologically motivated distributions (Section 3.2).

Parameter	Fiducial model	Synthetic distributions
q	Free parameter	Power-law distributions
M_{bin}	Not relevant	Not relevant
a_1, a_2	1	Either 1 (E) or 0.1 (C)
θ_1, θ_2	Extremize over	Random variables
R	R_f (fragmentation)	R_f (fragmentation)
H/r	0.001	0.001
α	0.2	0.2
f	Not relevant	Not relevant
\dot{M}_1, \dot{M}_2	Equations (21) and (23)	equations (21) and (23)

disc parameters. The ratio $t_{\text{al}}/t_{\text{in}}$ in general depends on the binary separation R , the three disc aspect ratios H/r , the gas viscosity α , the accretion rates of the circumbinary \dot{M}_{bin} and the individual discs $\dot{M}_{1,2}$, the BH masses M_1 and M_2 (or equivalently q and M_{bin}), the orientation angles θ_1 and θ_2 , and the BH spin magnitudes a_1 and a_2 . We first specify a fiducial model by taking likely values of all these parameters and we later perform a small parameter study around such model. Table 1 summarizes the values we assume for the parameters, highlighting the differences with the next section. We discuss our choices as follows.

(i) As detailed in Section 2.2, a rather conservative assumption can be made by evaluating the inspiral time at the fragmentation radius R_f . This is a measurement of largest separation where the inspiral can be driven by interaction with a gaseous environment and is typically believed to be the bottleneck of the whole binary evolution.

(ii) In our fiducial model, we fix the aspect ratios of all discs to $H/r = 0.001$. As reported in equation (11) for the circumbinary disc, the aspect-ratio dependences on the other parameters (namely the viscosity, the accreting mass and the accretion rate) are not crucial to evaluate the inspiral time-scale, and will be here neglected for simplicity. For the same reason, we assume the individual discs to share the same aspect ratio of the circumbinary disc (cf. the analogous assumption made by Miller & Krolik 2013).

(iii) Unless specified, we fix $\alpha = 0.2$. A parametric study on the viscosity has already been presented previously (Lodato & Gerosa 2013) and the alignment process has been found to be overall quite independent of α . Negative azimuthal viscosities are formally predicted by the non-linear warp viscosity theory for $\alpha \lesssim 0.1$ and large misalignments φ (Ogilvie 1999; Lodato & Gerosa 2013): the evolution of the disc in these cases is unclear and out of the scope of this study (see Nixon & King 2012; Nixon, King & Price 2013, for extensive discussions).

(iv) As described in Section 2.5, the BH accretion rates \dot{M}_1 and \dot{M}_2 are related to the circumbinary disc accretion rate \dot{M}_{bin} , conveniently expressed through the dimensionless quantity f in equation (1). In our fiducial model, we implement equations (21) and (23). Once H/r is fixed, the alignment likelihood $t_{\text{al}}/t_{\text{in}}$ is independent of f because both times scale as $1/f$ [cf. equations (7) and (15)]. This is a point of improvement over our previous estimate (Lodato & Gerosa 2013), where an effective dependence on f was introduced when decoupling the inspiral and the alignment processes. For concreteness, the overall scale of Fig. 4 below is computed assuming $f = 0.1$.

(v) Within our assumptions, both the inspiral and the alignment times are independent of the binary total mass M_{bin} . This is

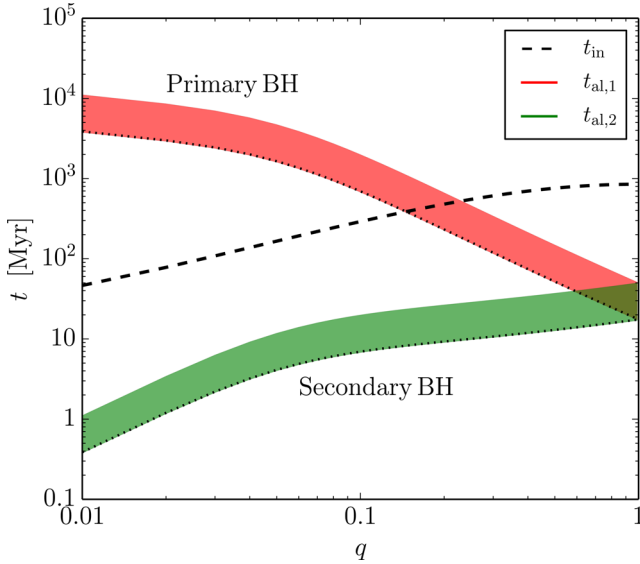


Figure 4. Comparison between the alignment times and the inspiral time as a function of the binary mass ratio q . Gas interactions have time to align the BH spins with the orbital angular momentum of the binary if the alignment time t_{al} (shaded areas) is smaller than inspiral time t_{in} (dashed line). While secondary BHs (lower, green area) aligns for all mass ratios, this is not the case for the primary members (upper, red area) which retain their initial misalignments if q is low enough. Our fiducial model is assumed here: $H/r = 0.001$, $\alpha = 0.2$, $f = 0.1$, and maximally spinning BHs $a_1 = a_2 = 1$. Warp non-linear propagation theory introduces uncertainties (thus the shaded areas) of a factor of ~ 2.5 in the alignment times. The corresponding times obtained with the linear theory are shown with dotted lines for comparison and always underestimate the non-linear result.

compatible with Haiman et al. (2009) when t_{in} is evaluated at the fragmentation radius.

(vi) The orientations angles θ_1 and θ_2 set the warp efficiency α_2 (Section 2.3) and their dependence is the main point raised by Lodato & Gerosa (2013). In the following, we bracket such uncertainties extremizing t_{al} over all possible orientations.

(vii) For simplicity, we consider maximally spinning BHs ($a_1 = a_2 = 1$) unless specified. The status of supermassive-BH spin measurements has been recently reviewed by Reynolds (2013): some highly spinning BHs are found, but the current statistic is too low to provide a complete picture of the spin magnitude distributions. The effect of the spin magnitude on the alignment likelihood can however be easily predicted, because the alignment time scales as $t_{\text{al}} \propto a^{2/3}$, cf. equation (15).

3.1.2 Predicted time-scales

The key dependence of the problem is the one on the binary mass ratio q , which both marks the onset of different inspiral regimes and sets the importance of differential accretion. Fig. 4 shows the inspiral and the alignments times as a function of q for our fiducial set of parameters. The uncertainty in the initial misalignments θ_i causes the alignment times to appear as stripes in the figure, rather than lines. For comparison, we also show (dotted lines) the behaviour predicted by the linear warp-propagation of equation (12) where t_{al} is independent of θ_i . The linear theory underestimates the alignment time by up to a factor of ~ 2.5 , as already pointed out by Lodato & Gerosa (2013). Fig. 4 illustrates the main result of this paper: while secondaries are found aligned ($t_{\text{al},2} \ll t_{\text{in}}$) for every value of

Table 2. Binary mass ratios marking the transition between aligned and misaligned spins. For any variation from our fiducial model [$a_i = 1$, $\alpha = 0.2$, $H/r = 10^{-3}$, \dot{M}_{gap} given by equation (21)], we report values \bar{q} such that BH spins in binaries with $q < \bar{q}$ are expected to be left misaligned (i.e. $t_{\text{al}} > t_{\text{in}}$) by gaseous interactions. Values in square brackets refer to the lower and upper limit of \bar{q} due to the initial-misalignment uncertainty foreseen using non-linear warp propagation. Values in round brackets show the analogous result when the linear theory is considered, and notably underestimates the value of \bar{q} . Misaligned secondaries are typically not present (as indicated with 'n') unless some of the parameters are cranked up to unrealistic values.

Variation	Primary BH	Secondary BH
Fiducial	[0.14–0.23] (0.14)	[n–n] (n)
$\alpha = 0.3$	[0.17–0.28] (0.18)	[n–n] (n)
$\alpha = 0.4$	[0.19–0.32] (0.21)	[n–n] (n)
$\alpha = 0.5$	[0.21–0.35] (0.23)	[n–n] (n)
$H/r = 10^{-4}$	[0.07–0.12] (0.07)	[n–n] (n)
$H/r = 10^{-2}$	[0.28–0.48] (0.29)	[n–n] (n)
$H/r = 10^{-1}$	[0.60–1] (0.61)	[0.02–n] (n)
$a_i = 0.2$	[0.09–0.14] (0.09)	[n–n] (n)
$a_i = 0.5$	[0.12–0.19] (0.12)	[n–n] (n)
$a_i = 0.8$	[0.14–0.22] (0.14)	[n–n] (n)
$\dot{M}_{\text{bin}} = \dot{M}_{\text{gap}}$	[0.07–0.12] (0.07)	[n–n] (n)

q , primary BHs only align if $q \gtrsim 0.2$. Light secondaries may prevent primaries from aligning. If such BHs were misaligned before the disc interactions, these misalignments are carried over to the next stages of the binary evolution. As briefly explored in Section 3.3 this *differential alignment* between the two binary members will affect the subsequent GW-driven inspiral, the merger phase and the properties of the remnant BHs opening for the possibilities of large kicks.

A short parametric study around our fiducial model is shown in Table 2, where we compute the values of q which mark the onset of the misaligned regime (i.e. where $t_{\text{al}} = t_{\text{in}}$). As expected (Lodato & Gerosa 2013), the alignment process is rather independent on α with thresholds varying from $q \sim 0.17$ to 0.35 if α is increased from 0.2 to 0.5 . Notably, the alignment likelihood is also rather independent on the spin magnitudes a_1 and a_2 , because of the mild scaling of t_{al} [cf. equation (15)]. Alignments times are longer for maximally spinning BHs $a_1 = a_2 = 1$ chosen for our fiducial model, but misaligned primaries are predicted for mass ratios $q \sim 0.15$ even when moderately spinning BHs are considered. Perhaps more surprisingly, the alignment process appear to be strongly dependent on the discs aspect ratio H/r which enters linearly in t_{in} and with a lower power in t_{al} . Only primaries with $q > 0.6$ have enough time to align their spins in thicker discs $H/r \sim 0.1$, even when maximally rotating BHs are considered. Moreover, if H/r is large enough, the inspiral time may become comparable with the secondary alignment time within the physical uncertainty due to initial spin orientation. As already pointed out (Section 2.1, see also Section 4 below), the disc thickness is one of the main uncertainties in the current modelling of binary-disc interactions. Details of the gas streams leaking through the disc cavity have also a notable effect: the largest value of q where misalignment is foreseen drops down to ~ 0.12 if all of the gas of the circumbinary disc ends up being accreted by either one of the two BHs (i.e. if $\dot{M}_{\text{bin}} = \dot{M}_{\text{gap}}$, cf. Farris et al. 2014).

3.2 Cosmologically-motivated distributions

Our findings are relevant if supermassive-BH binaries with spins and mass ratios in the misaligned regime are present in nature and detectable. While electromagnetic observations already constrained almost a hundred supermassive BH masses (McConnell & Ma 2013) and a handful BH spins (Reynolds 2013), the measurements of the global properties of the supermassive-BH binary population is the main goal of future space-based GW observatories. eLISA (Seoane et al. 2013) will detect hundreds binaries per year up to redshift $z \leq 10$ with sufficient signal-to-noise ratio $\mathcal{O}(10\text{--}100)$ to measure accurately both individual-source parameters and their statistical distribution (Barausse et al. 2015).

Here, we present a simplified analysis to address whether the misaligned-spin regime highlighted above is relevant in such context. Publicly available⁶ synthetic distributions of merging BH binaries have been developed by the LISA collaboration in the context of the LISA Parameter Estimation Taskforce (Arun et al. 2009) and later updated by Sesana et al. (2011). The authors developed four merger-tree models of BH evolution, varying over only two ingredients, considered to be the main sources of uncertainty.

(i) *The mass of the BH seeds.* In the small seed scenario (S), first BHs of mass $\sim 100 M_\odot$ are initialized as remnants of Population III stars at $z \sim 20$ and evolved according to Volonteri, Haardt & Madau (2003). In the large seed scenario (L), BH with mass $10^5 M_\odot$ are formed from gaseous protogalactic discs at $z \sim 15$ to ~ 10 as developed by Begelman, Volonteri & Rees (2006) (see also Lodato & Natarajan 2006).

(ii) *The accretion geometry.* If accretion efficiently (E) occurs on few long episodes, the BHs will generally be spun up during their cosmic evolution (Thorne 1974). On the other hand, accretion may also happen to be chaotic (C), on many short episodes (King & Pringle 2006). In this case, lumps of material accreted in random directions spin on average the holes down.

This approach results into four models, referred to as SE, SC, LE and LC. Fig. 5 shows the extracted mass ratio distributions, together with power-law fits $N \propto q^\gamma$ in the range $q \in [0.01, 1]$. We obtain $\gamma = 0.17$ for LC, $\gamma = 0.56$ for LE, $\gamma = 0.40$ for SC and $\gamma = 0.63$ for SE. The spin-magnitude distributions presented by Arun et al. (2009) are strongly peaked towards slowly spinning BHs for the C models and $a \sim 1$ for the E models. This is a direct consequence of their simplified accretion treatment, which is either completely coherent or completely chaotic; broader distributions are predicted for more realistic evolutionary models where such assumption is relaxed (Barausse 2012; Dotti et al. 2013; Sesana et al. 2014). Spin orientations are not tracked during the cosmic evolution by Arun et al. (2009): spins are assumed to efficiently align in models E, while their directions are kept isotropic in models C.

Fig. 6 show the cumulative fraction of aligned BH using these four synthetic BH-binary populations.⁷ We sample the mass ratio q over the fitted power-law distributions from Fig. 5; spin magnitudes are set to $a_1 = a_2 = 0.1$ in the C models and $a_1 = a_2 = 1$ in the E models, to mimic the strongly peaked distributions of Arun

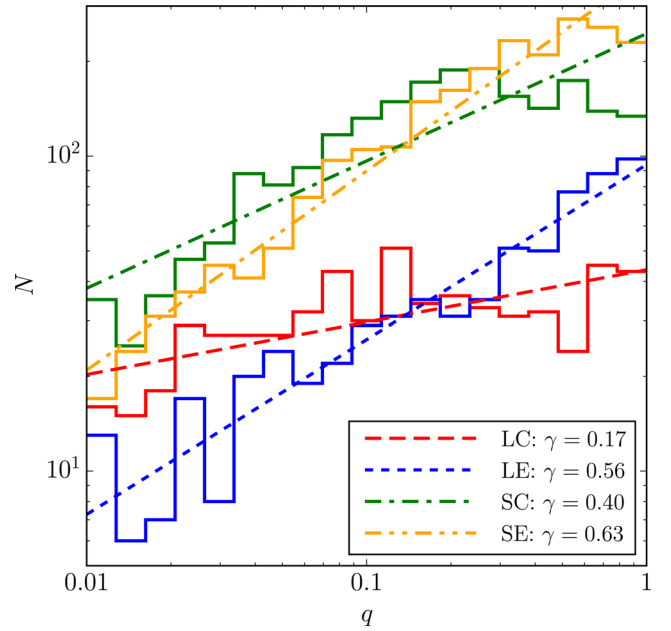


Figure 5. Mass ratio distributions in the synthetic supermassive-BH binary populations developed by Arun et al. (2009). Four models are available, for different prescriptions of the accretion geometry (Efficient versus Chaotic) and the BH seeds (Large versus Small). Data sets are binned within the range $q \in [0.01, 1]$ and fitted with power laws $N \propto q^\gamma$. The best-fitting spectral indexes γ are reported in the legend for each model. The histogram normalization has been inherited from the original models and is irrelevant to our purposes.

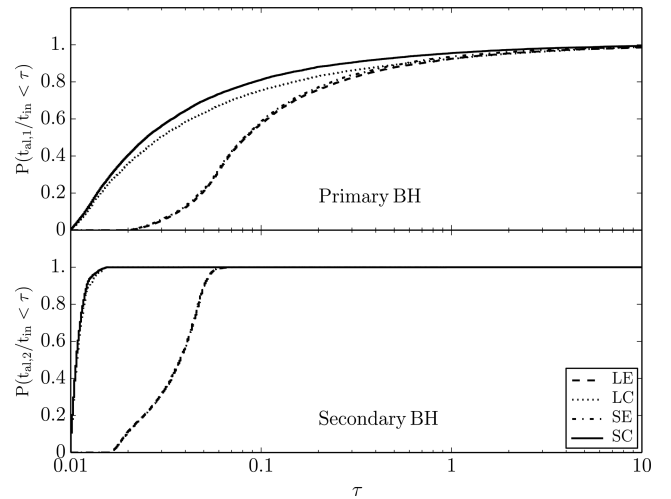


Figure 6. Fraction of BH spins in binary systems that align within a factor of τ of the inspiral time t_{in} , as predicted using the publicly available distributions by Arun et al. (2009). Alignment predictions using the model presented in this paper can be read at $\tau = 1$: all four distributions show that ~ 8 per cent of BH primaries may fail to align during the gas-driven inspiral, while strong differential accretion quickly aligns all secondaries. Fractions P at larger and lower values of τ predict the alignment likelihood in case of systematic modelling errors on either the inspiral or the alignment time.

⁶ http://www2.iap.fr/users/volonteri/LISA_catalogs.html

⁷ We are aware of the inconsistency of our procedure, being the binary mass ratio distributions used here coupled to the spin orientations: at each merger tree level, the properties of the daughter BHs do depend on the spin orientations of their progenitors [cf. section 2.1 in Gerosa & Sesana (2015) and references therein].

fraction of binaries P for which $t_{\text{al}} < t_{\text{in}}\tau$. Sections at $\tau = 1$ correspond to our current model: while all secondaries align during the inspiral, up to ~ 8 percent of the primaries may not have time to align their spin before merger. This statement appear to be rather independent of the population synthesis model chosen. In particular we find $P(t_{\text{al},1} < t_{\text{in}}) = 0.93$ for LC, $P(t_{\text{al},1} < t_{\text{in}}) = 0.96$ for SC, $P(t_{\text{al},1} < t_{\text{in}}) = 0.92$ for LE and $P(t_{\text{al},1} < t_{\text{in}}) = 0.93$ for SE. Two main effects are here combined: while the E models present higher spin magnitudes (hence longer alignment times) than the C models, they also predict a steeper profile in the mass ratio (Fig. 5), with fewer small- q binaries (hence, on average, shorter alignment times). Those misaligned, rapidly rotating, primaries BHs predicted by the E models are ideal targets for strong-gravity precession effects in the late inspiral and merger (Schnittman 2004; Kesden et al. 2015, Section 3.3).

Fig. 6 also provides intuitions on the consequences of systematic errors in our time-scale estimates. If the inspiral (alignment) time is larger (smaller) of a factor $\tau = 10$, all binaries in the sample align by the end of the gas-driven inspiral. On the other hand, if the inspiral (alignment) process is 10 times faster (slower), i.e. $\tau = 0.1$, only 60–80 per cent of the primaries aligns.

3.3 Differential misalignment and kick velocity

The most notable consequence of our findings is a clear prediction for the spin-orientation angles at the onset of the GW-driven inspirals: a non-negligible fraction of supermassive BH binaries approaches the GW-driven phase with $\theta_1 \neq 0$ and $\theta_2 \simeq 0$.

If the binary lies in the same plane of the circumbinary disc (Ivanov et al. 1999; Miller & Krolik 2013, see Section 4), the angles θ_i may be taken as estimates of the misalignment between the BH spins and the binary angular momentum \mathbf{L}_{bin} , and used to estimate the properties of the post-merger BH. While final mass (Barausse, Morozova & Rezzolla 2012) and spin (Barausse & Rezzolla 2009) do not critically depend on the spin misalignments, these are crucial to predict the final recoil (Campanelli et al. 2007; González et al. 2007). The largest kick velocities (up to $\sim 5000 \text{ km s}^{-1}$) are attained for maximally spinning, equal-mass BH mergers with moderately large misalignments $\theta_i \sim 50^\circ$ (Lousto & Zlochower 2011, 2013).

Here, we perform a preliminary study to estimate the impact of our findings on the kick velocity distribution. To maximize the effect, we consider maximally spinning BHs in binaries with mass ratio $q = 0.2$, right at the onset of the misaligned regime highlighted in Section 3.1 (cf. Fig. 4). Numerical-relativity fitting formulae are available to compute kick velocities, but precession effects during the GW-driven inspiral must be taken into account, especially for configurations with sensibly different spin tilts $\theta_1 \neq \theta_2$ (Schnittman 2004; Kesden et al. 2010a,b, 2015; Berti, Kesden & Sperhake 2012; Gerosa et al. 2013). GWs start driving the merger at the decoupling radius (Armitage & Natarajan 2002; Gold et al. 2014, see also Milosavljević & Phinney 2005)

$$r_{\text{dec}} \simeq 760 \frac{GM_{\text{bin}}}{c^2} \left(\frac{\alpha}{0.2} \right)^{-2/5} \left(\frac{H/r}{0.001} \right)^{-4/5} \frac{(7.2q)^{2/5}}{(1+q)^{4/5}}, \quad (24)$$

where the angular momentum losses in GWs dominate over the viscous evolution of the disc. We first transfer the spin orientations from the initial separation $r_{\text{dec}} = 760 GM_{\text{bin}}/c^2$ to $r_{\text{fin}} = 10 GM_{\text{bin}}/c^2$ using the precession-averaged formalism recently presented by

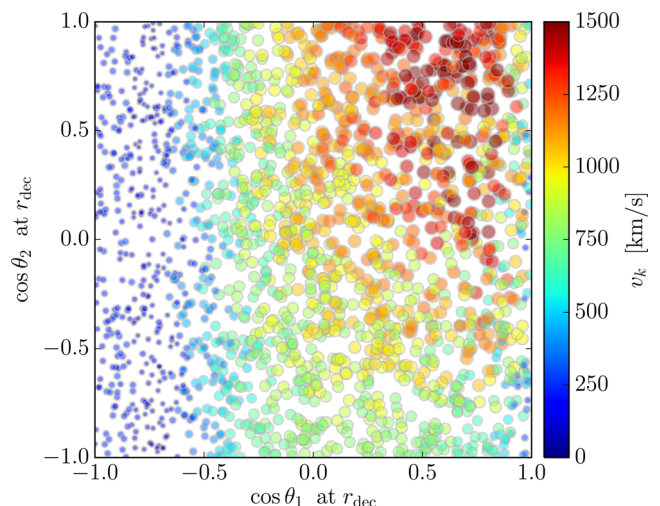


Figure 7. Maximum kicks velocity v_{kick} (colour scale and marker size) as a function of the misalignment angles $\cos \theta_i = \mathbf{S}_i \cdot \mathbf{L}_{\text{bin}}$, measured at the decoupling radius r_{dec} (x and y axes for primary and secondary BHs, respectively). We consider maximally spinning BH binaries with $q = 0.2$, predicted to be at the onset of the misaligned regime unveiled by our astrophysical model. Large kicks are foreseen in the $\theta_1 \neq 0, \theta_2 \simeq 0$ region, predicted to be astrophysically relevant. Superkicks with $v_k \gtrsim 2000 \text{ km s}^{-1}$ are not likely in gas-rich environments because binaries with larger mass ratio are expected to align before mergers.

Kesden et al. (2015); and we finally apply⁸ the numerical-relativity fitting formula by Lousto & Zlochower (2013) at r_{fin} .

Fig. 7 relates the spin orientation at the decoupling radius to the maximum kicks velocities allowed in each configuration. Notably, higher kicks are found in the $\theta_1 \neq 0, \theta_2 \simeq 0$ region, which we predict to be populated by the Bardeen–Petterson effect (~ 8 per cent of the cases from the models used in Section 3.2). The evolution of the spin orientation in the GW-driven inspiral can be qualitatively understood in terms of two special families of configurations (*spin-orbit resonances*; Schnittman 2004), in which the projections of the two spins on the orbital plane are either aligned or anti-aligned to each other. Kicks are suppressed (enhanced) by spin-precession effects for binaries in the aligned (anti-aligned) family (Kesden et al. 2010b). Configurations lying in the $\theta_1 \neq 0, \theta_2 \simeq 0$ region of the parameter space are likely to be attracted into the anti-aligned family (cf. e.g. fig. 5 in Gerosa et al. 2013): as binaries approach the merger phase, most of their spin-precession cycles is spent with the two spins forming an angle $\sim \pi$ when projected on to the orbital plane. These configurations are qualitatively similar to the standard *superkick* configuration (Campanelli et al. 2007; González et al. 2007) and notably predict high kick velocities.

Our prediction is that, if merging rapidly rotating BHs are present in gas-rich environments, kicks as large as $v_k \sim 1500 \text{ km s}^{-1}$ can happen. Such kicks can make the BH wander in the galaxy outskirts for times as long as 10–100 Myr with displacements of $\sim 10^3 \text{ pc}$

⁸ We refer the reader to section 2.1 in Gerosa & Sesana (2015) for details on the fitting formulae implementation. In their notation, we assume a random initial phase $\Delta \Phi$ at r_{dec} . In order to disentangle the dependence of the kick velocity on the spin orientations, we maximize over the orbital phase at merger Θ (thus only showing the maximum kick allowed in each configuration). The relevance of Θ on the results presented in this section can be easily predicted because the kick velocity scales roughly as $v_k \propto \cos \Theta$ [cf. e.g. equation (2) in Campanelli et al. (2007)]. The kick velocity is independent of M_{bin} .

(Gualandris & Merritt 2008; Komossa & Merritt 2008; Sijacki, Springel & Haehnelt 2011; Gerosa & Sesana 2015), possibly at the level of observational consequences (Komossa 2012). Larger values of v_k are only possible in merging binaries with mass ratio closer to the equal-mass case (for more quantitative information see e.g. fig. 3 in Lousto & Zlochower 2013). Both BHs in these binaries are predicted to be found aligned at merger $\theta_1 \sim \theta_2 \sim 0$ (Section 3.1), which limits the kick velocity to $\sim 300 \text{ km s}^{-1}$. Our analysis shows that *superkicks* with $v_k \gtrsim 2000 \text{ km s}^{-1}$ are disfavoured in gas-rich environments where the Bardeen–Petterson effect comes into play.

4 DISCUSSION AND CONCLUSIONS

Alignment of BH spins in merging BH binaries may be differential. Using a semi-analytical model, we find that light secondaries may accrete almost all mass leaking through the binary gap and prevent primary BHs from alignment. In particular, such differential alignment occurs for binary with mass ratio $q \lesssim 0.2$. Gaseous interactions have enough time to align both spins in binaries with mass ratio closer to the equal-mass case (Section 3.1). We implement our analysis through a time-scale argument, comparing the time needed to align the BH spins in the Bardeen–Petterson effect t_{al} to the total time available in the gas-driven inspiral phase t_{in} . The alignment and the inspiral processes are coupled by the accretion rates: while the binary migration is set by the circumbinary disc mass rate, alignment is powered by the mass accreting on to each BH. Mass from the circumbinary disc is expected to pile up at the outer edge of the cleared cavity, suppressing the alignment process. On top of this, mass leaking through the cavity is found to preferentially accrete on to the secondary BH which orbits closer to the disc edge. This causes the alignment time of the primary BH to be several orders of magnitudes longer than that of the secondary, and possibly even longer than the inspiral time. Differential accretion is a key, previously neglected, feature to tackle the spin-alignment problem: for comparison, Miller & Krolik (2013) only quoted a factor of $\sim q^{-1/2}$ between the alignment times of the two BHs. While powerful for its simplicity, our time-scale argument fails to capture the dynamics of the alignment process: more elaborate models involving numerical simulations are needed to predict the residual misalignment of primary BHs that cannot be aligned with the Bardeen–Petterson effect, and to estimate how close to complete alignment secondaries can be found in realistic environments.

We present preliminary results to address the relevance of our findings on to the supermassive-BH cosmic history. Using publicly available synthetic populations, we find that binaries in differential misalignment are expected in realistic cosmological scenarios (Section 3.2). A fraction of ~ 8 per cent of the BH primaries are found misaligned at merger even in models predicting large spin magnitudes, opening for the possibility of large kick velocities. Merging BHs with spin angles $\theta_2 \sim 0$ and $\theta_1 \neq 0$ are subject to the largest kicks velocities available for their mass ratio and spin magnitudes. In particular, misaligned primaries in BH binaries with $q \approx 0.2$ may suffer kicks as large as $\sim 1500 \text{ km s}^{-1}$, while higher mass ratios are needed to succeed in achieving proper *superkicks* (Section 3.3). Binaries approaching the merger phase with differentially misaligned spins will exhibit pronounced precession effects in the later GW-driven inspiral phase (Schnittman 2004; Kesden et al. 2015). Orbital plane precession modulates the amplitude of the GW cycles, encoding information of the astrophysical environment on to the emitted GW pattern (Gerosa et al. 2014; Vitale et al. 2014; Trifirò et al., in preparation). These features may in principle be used to recall and

constrain our models using future space-based GW observations, although more work is needed to quantify these statements.

Several assumptions have been made in developing our models, some of them worth of future improvements. First and perhaps most importantly, our model estimates whether spin misalignments, *if present*, are carried over towards merger. The same dynamical processes that bring the binary together may play a role in determining the spin directions before type II migration takes place. While star scattering is unlikely to affect the spin orientations because it does not present any preferred direction, this may not be the case for previous larger-scale gas interactions. Dynamical friction against gaseous environment may be crucial to promote the binary formation: even if short (~ 10 Myr; Escala et al. 2005; Dotti et al. 2007), this phase presents interesting dynamics involving tidal shocks and nuclear cusp disruption (Van Wassenhove et al. 2014) whose possible consequences on the spin directions still need to be explored. Secondly, our model only estimates whether the BH spins aligns to the angular momentum of the disc, while strong-gravity effects in latest inspiral and merger phase depend on the misalignments between the BH spins and the binary angular momentum. The further assumption of alignment between the binary orbital plane and the circumbinary disc (Ivanov et al. 1999) is necessary to estimate the properties of the post-merger BHs, in particular the kick velocity. Thirdly, we have neglected the BH mass growth during the alignment process. Differential accretion brings binary towards larger mass ratios on time-scales $\sim M/\dot{M}$. While this effect can be safely neglected on the time-scale of the alignment process $t_{\text{al}} \sim 10^{-3} M/\dot{M}$ [cf. equation (15)], it may not be negligible on the time-scale of the inspiral. However, this point may only be important for aligned binaries which do not present large kick velocities anyway. As extensively discussed in Section 2.4, we also neglect the presence of the companion when estimating the alignment time (cf. Miller & Krolik 2013). However, Fig. 1 shows that this effect (a factor of ~ 2 in t_{al}) mostly affects $q \sim 1$ binaries where both BHs aligns anyway. This point is worth further investigation, but sensible modelling efforts are likely to be required because the presence of two external torques (Lense–Thirring precession and the companion) cannot be fully captured within a time-scale argument (Martin et al. 2009). Finally, we have assumed that all values of q are allowed on cosmological grounds. Assuming the BH mass correlates with the galaxy mass, galaxy pairs with $q \lesssim 0.1$ may fail in forming close binaries because of strong tidal interactions before the galactic merger (Taffoni et al. 2003; Callegari et al. 2009; Van Wassenhove et al. 2014). Mass stripped away from the secondary galaxy may sensibly increase the delay time between the galaxy and the BH mergers, possibly even preventing the BH binary formation.

We stress that the impact of the disc aspect ratio on the Bardeen–Petterson effect is still not understood and can potentially be crucial. Both migration process (Section 2.1) and gas streaming through the binary cavity (Section 2.5) have only been simulated with sensibly thicker disc (typically $H/r \sim 0.01$ – 0.1) than those predicted for discs surrounding supermassive BHs ($H/r \sim 0.001$, see Section 2.2). In particular, a sensibly lower amount of gas may be able to leak through the cavity in thinner discs, possibly slowing down the alignment process. Although we are aware of the computational constraints in simulating thin discs, we stress that such simulations are needed to validate the analytical expressions assumed here, and we point towards the importance of pushing these numerical efforts to lower values of the aspect ratio.

Merging supermassive BH binaries are unique systems where gravity and astrophysics both play together to shape the dynamics. BH spin alignment (or misalignment) is an imprint of angular

momentum transfer between the astrophysical and the relativistic side of BH binaries whose potential still need to be fully uncovered.

ACKNOWLEDGEMENTS

We especially thank Gordon Ogilvie for providing us the code to compute the warp-propagation coefficient α_2 , Brian Farris for the data that enter in Fig. 2, Cole Miller for insightful discussion on the role of the companion-induced precession and Alberto Sesana for help with the synthetic binary populations. We thank Cathie Clarke and the participants of the 2014 Milan Christmas workshop for stimulating discussions on our preliminary results; together with Michael Kesden, Emanuele Berti, Ulrich Sperhake, Richard O'Shaughnessy and the gravitational-physics group at the University of Mississippi for early discussions on the inspiral-time-scale interpolation and the kick predictions. DG is supported by the UK Science and Technology Facility Council and the Isaac Newton Studentship of the University of Cambridge; partial support is also acknowledged from FP7-PEOPLE-2011-CIG Grant No. 293412, FP7-PEOPLE-2011-IRSES Grant No.295189, SDSC and TACC through XSEDE Grant No. PHY-090003 by the NSF, Finis Terrae through Grant No. ICTS-CESGA-249, ERC-2013-ADG Grant No. 341137, STFC Roller Grant No. ST/L000636/1 and DiRAC's Cosmos Shared Memory system through BIS Grant No. ST/J005673/1 and STFC Grant Nos. ST/H008586/1, ST/K00333X/1. Figures have been generated using the PYTHON-based MATPLOTLIB package (Hunter 2007).

REFERENCES

- Armitage P. J., 2010, *Astrophysics of Planet Formation*. Cambridge Univ. Press, Cambridge
- Armitage P. J., Natarajan P., 2002, *ApJ*, 567, L9
- Artymowicz P., Lubow S. H., 1994, *ApJ*, 421, 651
- Arun K. G. et al., 2009, *Class. Quantum Gravity*, 26, 094027
- Balbus S. A., Hawley J. F., 1991, *ApJ*, 376, 214
- Barausse E., 2012, *MNRAS*, 423, 2533
- Barausse E., Rezzolla L., 2009, *ApJ*, 704, L40
- Barausse E., Morozova V., Rezzolla L., 2012, *ApJ*, 758, 63
- Barausse E., Bellovary J., Berti E., Holley-Bockelmann K., Farris B., Sathyaprakash B., Sesana A., 2015, *J. Phys. Conf. Ser.*, 610, 012001
- Bardeen J. M., Petterson J. A., 1975, *ApJ*, 195, L65
- Baruteau C., Masset F., 2013, in Souchay J., Mathis S., Tokieda T., eds, *Lecture Notes in Physics*, Vol. 861, *Tides in Astronomy and Astrophysics*. Springer-Verlag, Berlin, p. 201
- Bate M. R., Lubow S. H., Ogilvie G. I., Miller K. A., 2003, *MNRAS*, 341, 213
- Begelman M. C., Blandford R. D., Rees M. J., 1980, *Nature*, 287, 307
- Begelman M. C., Volonteri M., Rees M. J., 2006, *MNRAS*, 370, 289
- Berczik P., Merritt D., Spurzem R., Bischof H.-P., 2006, *ApJ*, 642, L21
- Berti E., Kesden M., Sperhake U., 2012, *Phys. Rev. D*, 85, 124049
- Blecha L., Loeb A., 2008, *MNRAS*, 390, 1311
- Bogdanović T., 2015, in Sopuerta C. F. ed., *Astrophysics and Space Science Proceedings*, Vol. 40, *Gravitational Wave Astrophysics*. Springer-Verlag, Berlin, p. 103
- Bogdanović T., Reynolds C. S., Miller M. C., 2007, *ApJ*, 661, L147
- Callegari S., Mayer L., Kazantzidis S., Colpi M., Governato F., Quinn T., Wadsley J., 2009, *ApJ*, 696, L89
- Campanelli M., Lousto C. O., Zlochower Y., Merritt D., 2007, *Phys. Rev. Lett.*, 98, 231102
- Chatziioannou K., Cornish N., Klein A., Yunes N., 2014, *Phys. Rev. D*, 89, 104023
- Civano F. et al., 2012, *ApJ*, 752, 49
- Cossins P., Lodato G., Clarke C. J., 2009, *MNRAS*, 393, 1157
- Cuadra J., Armitage P. J., Alexander R. D., Begelman M. C., 2009, *MNRAS*, 393, 1423
- D'Orazio D. J., Haiman Z., MacFadyen A., 2013, *MNRAS*, 436, 2997
- Decarli R., Dotti M., Mazzucchelli C., Montuori C., Volonteri M., 2014, *MNRAS*, 445, 1558
- Dotti M., Colpi M., Haardt F., Mayer L., 2007, *MNRAS*, 379, 956
- Dotti M., Ruszkowski M., Paredi L., Colpi M., Volonteri M., Haardt F., 2009, *MNRAS*, 396, 1640
- Dotti M., Volonteri M., Perego A., Colpi M., Ruszkowski M., Haardt F., 2010, *MNRAS*, 402, 682
- Dotti M., Sesana A., Decarli R., 2012, *Adv. Astron.*, 2012, 940568
- Dotti M., Colpi M., Pallini S., Perego A., Volonteri M., 2013, *ApJ*, 762, 68
- Dotti M., Merloni A., Montuori C., 2015, *MNRAS*, 448, 3603
- Duffell P. C., Haiman Z., MacFadyen A. I., D'Orazio D. J., Farris B. D., 2014, *ApJ*, 792, L10
- Dürmann C., Kley W., 2015, *A&A*, 574, A52
- Escala A., Larson R. B., Coppi P. S., Mardones D., 2005, *ApJ*, 630, 152
- Farris B. D., Duffell P., MacFadyen A. I., Haiman Z., 2014, *ApJ*, 783, 134
- Frank J., Rees M. J., 1976, *MNRAS*, 176, 633
- Gammie C. F., 2001, *ApJ*, 553, 174
- Gerosa D., Sesana A., 2015, *MNRAS*, 446, 38
- Gerosa D., Kesden M., Berti E., O'Shaughnessy R., Sperhake U., 2013, *Phys. Rev. D*, 87, 104028
- Gerosa D., O'Shaughnessy R., Kesden M., Berti E., Sperhake U., 2014, *Phys. Rev. D*, 89, 124025
- Gold R., Paschalidis V., Etienne Z. B., Shapiro S. L., Pfeiffer H. P., 2014, *Phys. Rev. D*, 89, 064060
- González J. A., Hannam M., Sperhake U., Brüggmann B., Husa S., 2007, *Phys. Rev. Lett.*, 98, 231101
- Goodman J., 2003, *MNRAS*, 339, 937
- Gualandris A., Merritt D., 2008, *ApJ*, 678, 780
- Haiman Z., Kocsis B., Menou K., 2009, *ApJ*, 700, 1952
- Hayasaki K., Mineshige S., Sudou H., 2007, *PASJ*, 59, 427
- Hunter J. D., 2007, *Comput. Sci. Eng.*, 9, 90
- Ivanov P. B., Papaloizou J. C. B., Polnarev A. G., 1999, *MNRAS*, 307, 79
- Katz J. I., Anderson S. F., Grandi S. A., Margon B., 1982, *ApJ*, 260, 780
- Kesden M., Sperhake U., Berti E., 2010a, *Phys. Rev. D*, 81, 084054
- Kesden M., Sperhake U., Berti E., 2010b, *ApJ*, 715, 1006
- Kesden M., Gerosa D., O'Shaughnessy R., Berti E., Sperhake U., 2015, *Phys. Rev. Lett.*, 114, 081103
- King A. R., Kolb U., 1999, *MNRAS*, 305, 654
- King A. R., Pringle J. E., 2006, *MNRAS*, 373, L90
- King A. R., Lubow S. H., Ogilvie G. I., Pringle J. E., 2005, *MNRAS*, 363, 49
- Klein A., Jetzer P., Sereno M., 2009, *Phys. Rev. D*, 80, 064027
- Klein A., Cornish N., Yunes N., 2014, *Phys. Rev. D*, 90, 124029
- Komossa S., 2012, *Adv. Astron.*, 2012
- Komossa S., Merritt D., 2008, *ApJ*, 689, L89
- Komossa S., Zhou H., Lu H., 2008, *ApJ*, 678, L81
- Kormendy J., Richstone D., 1995, *ARA&A*, 33, 581
- Koss M. et al., 2014, *MNRAS*, 445, 515
- Lin D. N. C., Papaloizou J., 1979, *MNRAS*, 186, 799
- Lin D., Papaloizou J., 1986, *ApJ*, 309, 846
- Lodato G., 2007, *Nuovo Cimento Riv. Ser.*, 30, 293
- Lodato G., Gerosa D., 2013, *MNRAS*, 429, L30
- Lodato G., Natarajan P., 2006, *MNRAS*, 371, 1813
- Lodato G., Price D. J., 2010, *MNRAS*, 405, 1212
- Lodato G., Pringle J. E., 2006, *MNRAS*, 368, 1196
- Lodato G., Rice W. K. M., 2004, *MNRAS*, 351, 630
- Lodato G., Nayakshin S., King A. R., Pringle J. E., 2009, *MNRAS*, 398, 1392
- Lousto C. O., Zlochower Y., 2011, *Phys. Rev. Lett.*, 107, 231102
- Lousto C. O., Zlochower Y., 2013, *Phys. Rev. D*, 87, 084027
- Lubow S. H., Ogilvie G. I., 2000, *ApJ*, 538, 326
- McConnell N. J., Ma C.-P., 2013, *ApJ*, 764, 184
- MacFadyen A. I., Milosavljević M., 2008, *ApJ*, 672, 83
- Martin R. G., Pringle J. E., Tout C. A., 2007, *MNRAS*, 381, 1617
- Martin R. G., Pringle J. E., Tout C. A., 2009, *MNRAS*, 400, 383

- Mayer L., 2013, *Class. Quantum Gravity*, 30, 244008
- Merritt D., Poon M. Y., 2004, *ApJ*, 606, 788
- Merritt D., Milosavljević M., Favata M., Hughes S. A., Holz D. E., 2004, *ApJ*, 607, L9
- Meru F., Bate M. R., 2012, *MNRAS*, 427, 2022
- Miller M. C., Krolik J. H., 2013, *ApJ*, 774, 43
- Milosavljević M., Merritt D., 2001, *ApJ*, 563, 34
- Milosavljević M., Phinney E. S., 2005, *ApJ*, 622, L93
- Natarajan P., Pringle J. E., 1998, *ApJ*, 506, L97
- Nelson R. P., Papaloizou J. C. B., Masset F., Kley W., 2000, *MNRAS*, 318, 18
- Nixon C. J., King A. R., 2012, *MNRAS*, 421, 1201
- Nixon C., King A., Price D., 2013, *MNRAS*, 434, 1946
- O’Shaughnessy R., London L., Healy J., Shoemaker D., 2013, *Phys. Rev. D*, 87, 044038
- Ogilvie G. I., 1999, *MNRAS*, 304, 557
- Ogilvie G. I., Dubus G., 2001, *MNRAS*, 320, 485
- Papaloizou J. C. B., Pringle J. E., 1983, *MNRAS*, 202, 1181
- Pekowsky L., O’Shaughnessy R., Healy J., Shoemaker D., 2013, *Phys. Rev. D*, 88, 024040
- Perego A., Dotti M., Colpi M., Volonteri M., 2009, *MNRAS*, 399, 2249
- Peters P. C., 1964, *Phys. Rev.*, 136, 1224
- Peters P. C., Mathews J., 1963, *Phys. Rev.*, 131, 435
- Petterson J. A., 1977, *ApJ*, 214, 550
- Pringle J. E., 1992, *MNRAS*, 258, 811
- Rafikov R. R., 2013, *ApJ*, 774, 144
- Redmount I. H., Rees M. J., 1989, *Comments Astrophys.*, 14, 165
- Rees M. J., 1978, *Nature*, 275, 516
- Reynolds C. S., 2013, *Class. Quantum Gravity*, 30, 244004
- Rice W. K. M., Lodato G., Armitage P. J., 2005, *MNRAS*, 364, L56
- Rodriguez C., Taylor G. B., Zavala R. T., Peck A. B., Pollack L. K., Romani R. W., 2006, *ApJ*, 646, 49
- Roedig C., Dotti M., Sesana A., Cuadra J., Colpi M., 2011, *MNRAS*, 415, 3033
- Roedig C., Sesana A., Dotti M., Cuadra J., Amaro-Seoane P., Haardt F., 2012, *A&A*, 545, A127
- Salpeter E. E., 1964, *ApJ*, 140, 796
- Scheuer P. A. G., Feiler R., 1996, *MNRAS*, 282, 291
- Schnittman J. D., 2004, *Phys. Rev. D*, 70, 124020
- Schnittman J. D., 2007, *ApJ*, 667, L133
- Schnittman J. D., 2013, *Class. Quantum Gravity*, 30, 244007
- Seoane P. A. et al., 2013, preprint ([arXiv:1305.5720](https://arxiv.org/abs/1305.5720))
- Sesana A., 2007, *MNRAS*, 382, L6
- Sesana A., Gair J., Berti E., Volonteri M., 2011, *Phys. Rev. D*, 83, 044036
- Sesana A., Barausse E., Dotti M., Rossi E. M., 2014, *ApJ*, 794, 104
- Shakura N. I., Sunyaev R. A., 1973, *A&A*, 24, 337
- Shi J.-M., Krolik J. H., Lubow S. H., Hawley J. F., 2012, *ApJ*, 749, 118
- Sijacki D., Springel V., Haehnelt M. G., 2011, *MNRAS*, 414, 3656
- Syer D., Clarke C. J., 1995, *MNRAS*, 277, 758
- Taffoni G., Mayer L., Colpi M., Governato F., 2003, *MNRAS*, 341, 434
- Thorne K. S., 1974, *ApJ*, 191, 507
- Toomre A., 1964, *ApJ*, 139, 1217
- Tremaine S., Davis S. W., 2014, *MNRAS*, 441, 1408
- Valtonen M. J. et al., 2008, *Nature*, 452, 851
- Van Wassenhove S., Capelo P. R., Volonteri M., Dotti M., Bellovary J. M., Mayer L., Governato F., 2014, *MNRAS*, 439, 474
- Vecchio A., 2004, *Phys. Rev. D*, 70, 042001
- Vitale S., Lynch R., Veitch J., Raymond V., Sturani R., 2014, *Phys. Rev. Lett.*, 112, 251101
- Volonteri M., Haardt F., Madau P., 2003, *ApJ*, 582, 559
- Volonteri M., Gültekin K., Dotti M., 2010, *MNRAS*, 404, 2143
- Wilkins D. C., 1972, *Phys. Rev. D*, 5, 814
- Young M. D., Baird J. T., Clarke C. J., 2015, *MNRAS*, 447, 2907
- Yu Q., 2002, *MNRAS*, 331, 935

This paper has been typeset from a \LaTeX file prepared by the author.