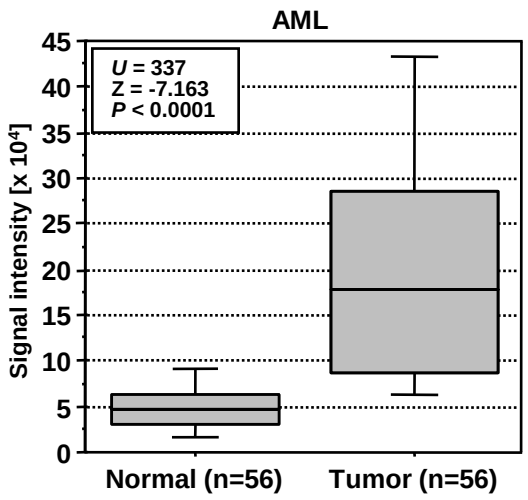
AML
U = 337
Z = -7.163
P < 0.0001
Signal intensity [x 10⁴]
0
5
10
15
20
25
30
35
40
45
Normal (n=56)
Tumor (n=56)

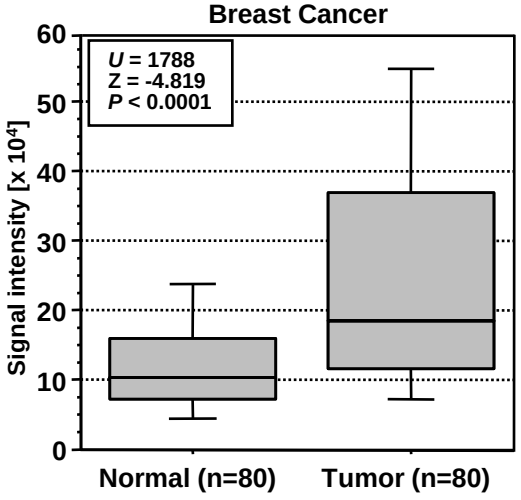
Breast Cancer
U = 1788
Z = -4.819
P < 0.0001
Signal intensity [x 10⁴]
0
10
20
30
40
50
60
Normal (n=80)
Tumor (n=80)

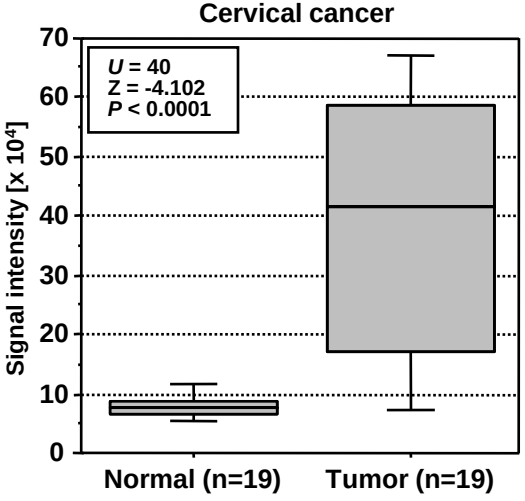
Cervical cancer
U = 40
Z = -4.102
P < 0.0001
Signal intensity [x 10⁴]
0
10
20
30
40
50
60
70
Normal (n=19)
Tumor (n=19)

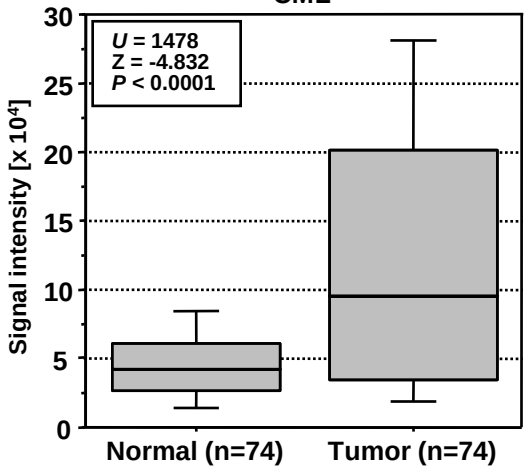
CML
U = 1478
Z = -4.832
P < 0.0001
Signal intensity [x 10⁴]
0
5
10
15
20
25
30
Normal (n=74)
Tumor (n=74)

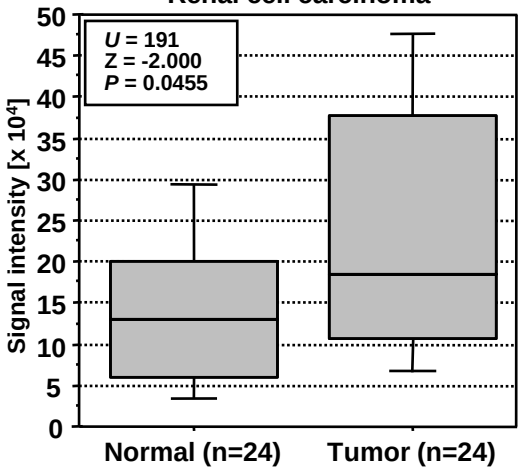
Renal cell carcinoma
U = 191
Z = -2.000
P = 0.0455
Signal intensity [x 10⁴]
0
5
10
15
20
25
30
35
40
45
50
Normal (n=24)
Tumor (n=24)