

# Program Synthesis for Program Analysis

CRISTINA DAVID, University of Oxford, UK  
PASCAL KESSELI, University of Oxford, UK  
DANIEL KROENING, University of Oxford, UK  
MATT LEWIS, University of Oxford, UK

In this paper, we propose a *unified* framework for designing static analysers based on *program synthesis*. For this purpose, we identify a fragment of second-order logic with restricted quantification that is expressive enough to model numerous static analysis problems (e.g., safety proving, bug finding, termination and non-termination proving, refactoring). As our focus is on programs that use bit-vectors, we build a decision procedure for this fragment over finite domains in the form of a program synthesiser. We provide instantiations of our framework for solving a diverse range of program verification tasks such as termination, non-termination, safety and bug finding, superoptimisation and refactoring. Our experimental results show that our program synthesiser compares positively with specialised tools in each area as well as with general-purpose synthesisers.

CCS Concepts: • **Theory of computation** → **Automated reasoning**; • **Software and its engineering** → **Source code generation**; *Automated static analysis*; Formal software verification;

Additional Key Words and Phrases: Program synthesis, program termination

## ACM Reference Format:

Cristina David, Pascal Kesseli, Daniel Kroening, and Matt Lewis. 2018. Program Synthesis for Program Analysis. *ACM Trans. Program. Lang. Syst.* 0, 0, Article 0 (2018), 44 pages. <https://doi.org/0000001.0000001>

## 1 INTRODUCTION

Fundamentally, every static program analysis is searching for a *program proof*. For safety analysers this proof takes the form of a program invariant [31], for bug finders it is a counter-model [25], for termination analysis it can be a ranking function [40], whereas for non-termination it is a recurrence set [50]. Algorithmic methods for the computation of each of these proofs was subject to extensive research resulting in a multitude of *specialised* techniques. This specialisation complicates combinations of techniques, and precludes synergies between their implementations.

In this paper, we propose a *program synthesis*-based framework for designing program analysers. This framework allows implementing new analyses easily by only providing a description of the corresponding program proofs. This essentially enables a declarative way of designing program analyses, where we specify what we want to achieve rather than the details of how to achieve it.

In order for a program analysis problem to be solved with our framework, it must be expressible in a fragment of second-order logic with restricted quantification, which we call the *synthesis fragment*. We show that the synthesis fragment is general enough to capture many such problems by providing instantiations of our framework for the following diverse set of tasks:

---

Authors' addresses: Cristina David, University of Oxford, Wolfson Building, Parks Road, Oxford, UK; Pascal Kesseli, University of Oxford, Wolfson Building, Parks Road, Oxford, UK; Daniel Kroening, University of Oxford, Wolfson Building, Parks Road, Oxford, UK; Matt Lewis, University of Oxford, Wolfson Building, Parks Road, Oxford, UK.

---

Permission to make digital or hard copies of all or part of this work for personal or classroom use is granted without fee provided that copies are not made or distributed for profit or commercial advantage and that copies bear this notice and the full citation on the first page. Copyrights for components of this work owned by others than ACM must be honored. Abstracting with credit is permitted. To copy otherwise, or republish, to post on servers or to redistribute to lists, requires prior specific permission and/or a fee. Request permissions from [permissions@acm.org](mailto:permissions@acm.org).

© 2018 Association for Computing Machinery.

0164-0925/2018/0-ART0 \$15.00

<https://doi.org/0000001.0000001>

- Safety – none of the assertions in the program can fail.
- Danger – at least one of the assertions can fail.
- Termination – all of the loops terminate on all inputs.
- Non-termination – some loop does not terminate on some input.
- Superoptimisation – finding the optimal equivalent code for an existent sequence of instructions.
- Refactoring – making structured changes to existing code that improve its non-functional properties but leave its externally observable behaviour unchanged.
- Digital controller generation – generating digital controllers for a given continuous plant model that are correct by construction.

In order to solve the problems expressed in the synthesis fragment, we have built a novel program synthesiser. As opposed to general-purpose synthesisers, ours is specialised for program analysis in the following three dimensions (identified as the three key dimensions in program synthesis by [46]):

**1. Expression of user intent** Our specification language is a fragment of C, which results in *concise specifications* of static analyses. Using our tool to build a program analyser only requires providing a generic specification of the problem to solve. Our experiments show that this results in specifications that are an order of magnitude smaller than the equivalent specifications with general-purpose program synthesisers.

**2. Space of programs over which to search** For finite-state programs, the language in which we synthesise our programs is universal, i.e. every finite function is computed by at least one program in our language. Our solution language also has first-class support for *programs that compute multiple outputs* as well as *constants*. The former allows the direct encoding of lexicographic ranking functions of unbounded dimension [30], whereas the latter improves the efficiency when synthesising programs with non-trivial constants (as shown by our experimental results).

**3. The search technique** An important aspect of our synthesis algorithm is how we search the space of candidate programs. We parameterise the solution language, which induces a lattice of progressively more expressive languages. As well as giving us an automatic search procedure, this parametrisation greatly increases the efficiency of our system since languages low down the lattice are very easy to decide safety for.

## Our contributions

- We define the synthesis fragment (Sec. 2.2) and show that its decision problem over finite domains is NEXPTIME-complete (Sec. 4.1).
- We build a program synthesiser specialised for program analysis. While we focus on the synthesis of *loop-free programs over bit-vectors*, which are sufficient for most of our program analysis use cases, we also illustrate how to extend our synthesiser for generating programs with potentially unbounded loops over heap containers (Sec. 5.5).
- We show how the synthesis fragment can be used to express several program analysis problems, e.g., safety (Sec. 5.1), termination (Sec. 5.2), non-termination (Sec. 5.3), bug finding (Sec. 5.4), refactoring (Sec. 5.5), digital controller generation (Sec. 5.6).
- We propose the use of second-order tautologies for avoiding unsatisfiable instances when solving program analysis problems with program synthesis (Sec. 6.1).
- We implemented the program synthesiser and tried it on a set of static analysis problems. Our experimental results show that, on benchmarks generated from static analysis, our program synthesiser compares positively with specialised tools in each area as well as with general-purpose synthesisers (Sec. 6).

This paper is a revised version of a publication at LPAR [36], extended with details on proving termination and non-termination of programs from [35], on bug finding from [33], on refactoring from [32] and on controller synthesis from [1]. As part of the revision, we provide new details on the implementation of the program synthesiser as well as a new instantiation of our framework for proving safety and finding bugs.

## 2 PROGRAM ANALYSIS USING THE SYNTHESIS FRAGMENT OF SECOND-ORDER LOGIC

### 2.1 Three Examples

Program analysis problems can be reduced to the problem of finding solutions to a second-order constraint [35, 45, 49]. In this section, we briefly discuss the constraints generated when proving safety, termination and non-termination. Note that this section is meant to only give a brief description of the encoding of some program analyses and, later in the paper, we will present the actual instantiations of our framework for all those exemplars (Sections 5.1 to 5.6).

When describing analyses that process programs with loops, we will characterise each loop by its initial state  $I$ , guard  $G$  and transition relation  $T$ .

**Safety invariants** Safety checking is one of the most basic program analysis tasks. Given a safety assertion  $A$ , a safety invariant is a set of states  $S$  that is inductive with respect to the program's transition relation, and that excludes an error state. A predicate  $S$  is a safety invariant iff it satisfies the following criteria:

$$\exists S. \forall \mathbf{x}, \mathbf{x}'. I(\mathbf{x}) \rightarrow S(\mathbf{x}) \wedge \quad (1)$$

$$S(\mathbf{x}) \wedge G(\mathbf{x}) \wedge T(\mathbf{x}, \mathbf{x}') \rightarrow S(\mathbf{x}') \wedge \quad (2)$$

$$S(\mathbf{x}) \wedge \neg G(\mathbf{x}) \rightarrow A(\mathbf{x}) \quad (3)$$

Conjunct (1) says that each state reachable on entry to the loop is in the set  $S$ , and in combination with conjunct (2) shows that every state that can be reached by the loop is in  $S$ . The final conjunct (3) says that if the loop exits while in an  $S$ -state, the assertion  $A$  is not violated.

**Termination** Termination of a loop can be encoded as the following formula, where  $R$  is a *ranking function* ( $R : X \rightarrow Y$  is a ranking function for the transition relation  $T$  if  $Y$  is a well-founded set with order  $>$  and  $R$  is injective and monotonically decreasing with respect to  $T$ ):

$$\exists R. \forall \mathbf{x}, \mathbf{x}'. G(\mathbf{x}) \wedge T(\mathbf{x}, \mathbf{x}') \rightarrow R(\mathbf{x}) > 0 \wedge R(\mathbf{x}) > R(\mathbf{x}')$$

**Non-termination** Similarly, the constraint expressing a loop's non-termination can be expressed as follows:

$$\exists N, C, \mathbf{x}_0. \forall \mathbf{x}. N(\mathbf{x}_0) \wedge \quad (4)$$

$$N(\mathbf{x}) \rightarrow G(\mathbf{x}) \wedge \quad (5)$$

$$N(\mathbf{x}) \rightarrow T(\mathbf{x}, C(\mathbf{x})) \wedge N(C(\mathbf{x})) \quad (6)$$

Here,  $N$  denotes a recurrence set, i.e., a nonempty set of states such that for each  $s \in N$  there exists a transition to some  $s' \in N$ , and  $C$  is a Skolem function that chooses the successor  $\mathbf{x}'$ .

### 2.2 The Synthesis Fragment

We have given three examples of logical formulations of specific static analysis problems. We now identify a logic expressive enough to encode those formulas and to extend to further, similar program

analysis problems. We refer to the logic as the *synthesis fragment*<sup>1</sup>, a fragment of second-order logic with restrictions on the use of quantification.

*Definition 2.1 (Synthesis Fragment (SF)).* A formula is in the *synthesis fragment* iff it is of the form

$$\exists P.Qx.\sigma(x, P)$$

where each element  $P$  (of the vector  $P$ ) ranges over functions, each  $Q$  is either  $\exists$  or  $\forall$ , each  $x$  ranges over ground terms and  $\sigma$  is a quantifier-free formula.

If a pair  $(x, P)$  is a satisfying model for a formula in the synthesis fragment, then we write  $(x, P) \models \sigma$ . For the remainder of the presentation, we drop the vector notation and write  $x$  for  $\mathbf{x}$ , with the understanding that all quantified variables range over vectors.

### 3 SOLVING THE SYNTHESIS FRAGMENT USING PROGRAM SYNTHESIS

A satisfying model for a formula in  $SF$  is an assignment mapping each of the second-order variables to some function of the appropriate type and arity. We are interested in generating programs that compute these functions. For this purpose, we make use of *program synthesis*.

The synthesis problem is given in the form of a specification  $\sigma$ , which is a function taking a program  $P$  and input  $x$  as parameters and returning a boolean telling us whether  $P$  did “the right thing” on input  $x$ . Basically, the synthesis problem is to determine the truth of the formula given in Definition 2.1.

*Definition 3.1 (Synthesis Formula).* A synthesis formula is of the form:

$$\exists P.\forall x.\sigma(x, P).$$

Note that, as opposed to Definition 2.1, the first order variables in the synthesis formula are all universally quantified.

While  $SF$  is obviously undecidable, we can sketch the design of an incomplete solver for it: we will convert the  $SF$  satisfiability problem into an equisatisfiable synthesis problem, which we will then solve with a program synthesiser. This design will be elaborated next, followed by describing how to instantiate it for the synthesis finite-state programs in Sec. 4 and for synthesising programs with unbounded loops in Sec. 5.5.

#### 3.1 Our synthesis algorithm

We use Counterexample Guided Inductive Synthesis (CEGIS) [3, 17, 76] to find a program satisfying our specification. Algorithm 1 is divided into two procedures: `SYNTH` and `VERIFY`, which interact via a finite set of test vectors `INPUTS`.

The `SYNTH` procedure tries to find an existential witness  $P$  that satisfies the partial specification:

$$\exists P.\forall x \in \text{INPUTS}.\sigma(x, P)$$

If `SYNTH` succeeds in finding a witness  $P$ , this witness is a candidate solution to the full synthesis formula. We pass this candidate solution to `VERIFY`, which determines whether it does satisfy the specification on all inputs by checking satisfiability of the verification formula:

$$\exists x.\neg\sigma(x, P)$$

If this formula is unsatisfiable, the candidate solution is in fact a solution to the synthesis formula and so the algorithm terminates. Otherwise, the witness  $x$  is an input on which the candidate solution fails to meet the specification. This witness  $x$  is added to the `INPUTS` set and the loop

<sup>1</sup>We will discuss the relation with program synthesis in Sec. 3

**ALGORITHM 1:** Abstract refinement algorithm

---

```

1 function Synth(inputs)
2  $(i_1, \dots, i_N) \leftarrow$  inputs;
3 query  $\leftarrow \exists P. \sigma(i_1, P) \wedge \dots \wedge \sigma(i_N, P)$ ;
4 result  $\leftarrow$  Decide(query);
5 if result.satisfiable then
6   return result.model;
7 else return UNSAT;
8 function Verif( $P$ )
9 query  $\leftarrow \exists x. \neg \sigma(x, P)$ ;
10 result  $\leftarrow$  Decide(query);
11 if result.satisfiable then
12   return result.model;
13 else return VALID;

14 function Refinement Loop
15 inputs  $\leftarrow \emptyset$ ;
16 while true do
17   candidate  $\leftarrow$  Synth(inputs);
18   if candidate = UNSAT then
19     return UNSAT;
20   result  $\leftarrow$  Verif(candidate);
21   if result = valid then
22     return candidate;
23   else inputs  $\leftarrow$  inputs  $\cup$  result;

```

---

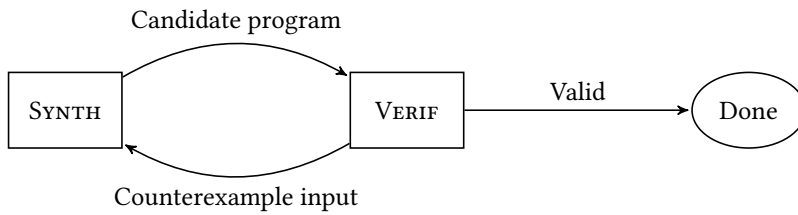


Fig. 1. Abstract synthesis refinement loop

iterates again. It is worth noting that each iteration of the loop adds a new input to the set of inputs being used for synthesis. The refinement loop is described in Fig 1.

### 3.2 Program generation strategies

An important aspect of our synthesis algorithm is the manner in which we search the space of candidate programs. We employ the following strategies in parallel:

- (1) *Explicit Proof Search*. The simplest strategy for finding candidates is to just exhaustively enumerate them all, starting with the shortest and progressively increasing the number of instructions.
- (2) *Symbolic Bounded Model Checking*. Another complete method for generating candidates is to simply use BMC on the SYNTH.C program.
- (3) *Genetic Programming and Incremental Evolution*. Our final strategy is genetic programming (GP) [18, 65].

The third option provides an adaptive way of searching through the space of programs for an individual that is “fit” in some sense. We measure the fitness of an individual by counting the number of tests in INPUTS for which it satisfies the specification. To bootstrap GP in the first iteration of the CEGIS loop, we generate a population of random programs. We then iteratively evolve this population by applying the genetic operators CROSSOVER and MUTATE. CROSSOVER

combines selected existing programs into new programs, whereas `MUTATE` randomly changes parts of a single program. Fitter programs are more likely to be selected.

Rather than generating a random population at the beginning of each subsequent iteration of the CEGIS loop, we start with the population we had at the end of the previous iteration. The intuition here is that this population contained many individuals that performed well on the  $k$  inputs we had before, so they will probably continue to perform well on the  $k + 1$  inputs we have now. In the parlance of evolutionary programming, this is known as *incremental evolution* [44].

## 4 SYNTHESIS FOR PROGRAM VARIABLES WITH BIT-VECTOR DOMAINS

Programming languages such as C and Java use numerical data types with finite ranges, and give semantics to the arithmetic operators using fixed-width binary encodings, otherwise known as bit-vectors. We are interested in solving static analysis problems for these programming languages. For this purpose, we investigate the special case of the synthesis fragment over finite domains (Sec 4.1) followed by using finite-state program synthesis in order to decide it (Sec 4.2).

### 4.1 The synthesis fragment over finite domains

When interpreting the ground terms over a finite domain  $\mathcal{D}$ , the synthesis fragment is decidable and its decision problem is NEXPTIME-complete.

**THEOREM 4.1** ( $SF_{\mathcal{D}}$  IS NEXPTIME-COMPLETE). *For an instance of Definition 2.1 with  $n$  first-order variables, where the ground terms are interpreted over  $\mathcal{D}$ , checking the truth of the formula is NEXPTIME-complete.*

**PROOF.** For this proof we make use of Fagin’s Theorem [39], which says that the class of sets  $A$  recognisable in time  $\|A\|^k$ , for some  $k$ , by a nondeterministic Turing machine is exactly the class of sets definable by existential second-order sentences.

In order to apply Fagin’s Theorem, we must establish the size of the universe implied by it. Since Definition 2.1 uses  $n$   $\mathcal{D}$  variables, the universe is the set of interpretations of the  $n$  variables. This set has size  $|\mathcal{D}|^n$ , and so by Fagin’s Theorem, Definition 2.1 over finite domains defines exactly the class sets recognisable in  $(|\mathcal{D}|^n)^k$  time by a nondeterministic Turing machine. This is the class NEXPTIME, and so checking validity of an arbitrary instance of Definition 2.1 over  $\mathcal{D}$  is NEXPTIME-complete.  $\square$

We write  $SF_{\mathcal{D}}$  to denote the synthesis fragment over a finite domain  $\mathcal{D}$ . The finite-state synthesis problem checks the truth of of the formula given in the following Definition.

*Definition 4.2 (Finite Synthesis Formula).* A finite synthesis formula is of the form:

$$\exists P. \forall x \in \mathcal{D}. \sigma(x, P),$$

where  $\mathcal{D}$  is a finite domain.

Note that, as opposed to the synthesis formula (Definition 3.1), the first order variables in the finite synthesis formula are interpreted over a finite domain  $\mathcal{D}$ .

Satisfiability of  $SF_{\mathcal{D}}$  can be reduced to finite-state program synthesis, as shown by Theorem 4.3.

**THEOREM 4.3** ( $SF_{\mathcal{D}}$  IS POLYNOMIAL TIME REDUCIBLE TO FINITE SYNTHESIS). *Every instance of Definition 2.1, where the ground terms are interpreted over  $\mathcal{D}$  is polynomial-time reducible to a finite synthesis formula (i.e., an instance of Definition 4.2).*

**PROOF.** We first Skolemise the instance of Definition 2.1 to produce an equisatisfiable second-order sentence with the first-order part only having universal quantifiers (i.e., bring the formula into Skolem normal form). This process will have introduced a function symbol for each first

order existentially quantified variable and would have taken linear time. Now we just existentially quantify over the Skolem functions, which again takes linear time and space. The resulting formula is an instance of Definition 4.2.  $\square$

COROLLARY 4.4. *Finite-state program synthesis is NEXPTIME-complete.*

## 4.2 A decision procedure for $SF_{\mathcal{D}}$ based on program synthesis

We will now show how the generic construction of Section 3 can be instantiated to produce a finite-state program synthesiser. A natural choice for such a synthesiser would be to work in the logic of quantifier-free propositional formulae and to use a propositional SAT or SMT- $\mathcal{BV}$  solver as the decision procedure. However, we propose a slightly different tack, which is to use a decidable fragment of  $C$  as a “high level” logic. We call this fragment  $C^-$ . The characteristic property of a  $C^-$  program is that safety can be decided for it using a single query to a Bounded Model Checker. A  $C^-$  program is just a  $C$  program with the following restrictions:

- (i) all loops in the program must have a constant bound;
- (ii) all recursion in the program must be limited to a constant depth;
- (iii) all arrays must be statically allocated (i.e., not using `malloc`), and be of constant size.

$C^-$  programs may use nondeterministic values, assumptions and types with arbitrary but fixed width.

Since each loop is bounded by a constant, and each recursive function call is limited to a constant depth, a  $C^-$  program necessarily terminates and in fact does so in  $O(1)$  time. If we call the largest loop bound  $k$ , then a Bounded Model Checker with an unrolling bound of  $k$  will be a complete decision procedure for the safety of the program. For a  $C^-$  program of size  $l$  and with largest loop bound  $k$ , a Bounded Model Checker will create a SAT problem of size  $O(lk)$ . Conversely, a SAT problem of size  $s$  can be converted trivially into a loop-free  $C^-$  program of size  $O(s)$ . The safety problem for  $C^-$  is therefore NP-complete, which means it can be decided fairly efficiently for many practical instances.

## 4.3 Encoding the synthesis problem

We now express the `SYNTH` and `VERIFY` formulae as safety properties of  $C^-$  programs as shown in Fig. 3.

In the `SYNTH` portion of the CEGIS loop, we construct a program `SYNTH.C`, which takes as parameters a candidate program  $P$  and test inputs. The program contains an assertion which fails iff  $P$  meets the specification for each of the inputs. Finding a new candidate program is then equivalent to checking the safety of `SYNTH.C`. The `SYNTH` program is a  $C^-$  program, which means we can check its safety with Bounded Model Checking (BMC).

A candidate solution  $P$  is written in a simple RISC-like language  $\mathcal{L}$ , whose syntax is given in Fig. 2. The exact  $C^-$  encoding of an  $\mathcal{L}$  program is shown in Fig. 4. Note that we use bit-vector types of configurable size:  $\mathcal{BV}(n)$  denotes a bit-vector type of size  $n$  bits and its semantics are equivalent to an unsigned int type of the corresponding bit width  $n$ .

The `prog_t` structure encodes a program, which is a sequence of instructions. The parameter  $a$  is the number of arguments the program takes. The  $i$ -th instruction has opcode `ops[i]`, left operand `params[i*2]` and right operand `params[i*2 + 1]`. An operand refers to either a program constant, a program argument or the result of a previous instruction, and its value is determined at

```

Integer arithmetic instructions:
add a b      sub a b      mul a b      div a b
neg a        mod a b      min a b      max a b

Bitwise logical and shift instructions:
and a b      or a b       xor a b
lshr a b     ashr a b     not a

Unsigned and signed comparison instructions:
le a b       lt a b       sle a b
slt a b      eq a b       neq a b

Miscellaneous logical instructions:
implies a b  ite a b c

Floating-point arithmetic:
fadd a b     fsub a b     fmul a b     fdiv a b

```

Fig. 2. The language  $\mathcal{L}$ 

runtime as follows:

$$val(x) = \begin{cases} x < a & \text{the } x^{\text{th}} \text{ program argument} \\ a \leq x < a + c & \text{consts}[x - a] \\ x \geq a + c & \text{the result of the } (x - a - c)^{\text{th}} \text{ instruction} \end{cases}$$

Since any instruction whose operands are all constants can always be eliminated (since its result is a constant), we know that a loop-free program of minimal length will not contain any instructions with two constant operands. Therefore the number of constants that can appear in a minimal program of length  $l$  is at most  $l$ .

A program is well formed if no operand refers to the result of an instruction that has not been computed yet, and if each opcode is valid. We add a well-formedness constraint of the form  $params[i] \leq (a+c+2*i)$  for each instruction. It should be noted that this requires a linear number of well-formedness constraints. If all of these constraints are satisfied, the program is well-formed in that sense.

We supply an interpreter for  $\mathcal{L}$ , which is written in C<sup>-</sup>. The signature of this interpreter is `void exec(prog_t p, int in[N], int out[M])`. Here, `out` is an output parameter.

**Best encoding** A sequence of instructions (as our  $\mathcal{L}$  programs) is certainly a natural encoding of a program, but we might wonder if it is the *best* encoding for our candidate programs. We can show that for a reasonable set of instruction types (i.e. valid opcodes), this encoding is optimal in a sense we will now discuss. An encoding  $E$  takes a function  $f$ . For a given set of functions  $F$  we are interested in the worst-case behaviour of the encoding  $E$ , that is we are interested in the quantity

$$|E(F)| = \max\{|E(f)| \mid f \in F\}$$

If for every encoding  $E'$ , we have that

$$|E(F)| \leq |E'(F)|$$

then we say that  $E$  is an *optimal encoding* for  $F$ . Similarly if for every encoding  $E'$ , we have

$$O(|E(F)|) \subseteq O(|E'(F)|)$$

we say that  $E$  is an *asymptotically optimal encoding* for  $F$ .

The next lemma shows that languages with ITE are universal and optimal encodings for finite functions.



```

1 void synth() {
2   prog_t p = nondet();
3   int in[N], out[M];
4
5   assume(wellformed(p));
6
7   in = test1;
8   exec(p, in, out);
9   assume(check(in, out));
10  ...
11  in = testN;
12  exec(p, in, out);
13  assume(check(in, out));
14
15  assert(false);
16 }

```

```

1 void verif(prog_t p) {
2   int in[N] = nondet();
3   int out[M];
4
5   exec(p, in, out);
6   assert(check(in, out));
7 }

```

Fig. 3. The SYNTH and VERIF formulae expressed as a  $C^-$  program

```

1 typedef  $\mathcal{BV}(4)$  op_t; // An opcode
2 typedef  $\mathcal{BV}(w)$  word_t; // An  $\mathcal{L}$ -word
3 typedef  $\mathcal{BV}(\log_2[c+l+a])$  param_t; // An operand
4
5 struct prog_t {
6   op_t ops[l]; // The opcodes
7   param_t params[l*2]; // The operands
8   word_t consts[c]; // The program constants
9 }

```

Fig. 4. The  $C^-$  structure we use to encode an  $\mathcal{L}$  program

**LEMMA 4.5 (UNIVERSAL AND OPTIMAL ENCODINGS FOR FINITE FUNCTIONS).** *For an imperative programming language including instructions for testing equality of two values (EQ) and an if-then-else (ITE) instruction, any total function  $f : \mathcal{S} \rightarrow \mathcal{S}$  can be computed by a program of size  $O(|\mathcal{S}| \log |\mathcal{S}|)$  bits.*

**PROOF.** Any function  $f$  is computed by the following program, where  $f(0)$ ,  $f(1)$ , etc., denote elements in  $\mathcal{S}$  (as opposed to recursive calls):

```

t1 = EQ(x, 1)
t2 = ITE(t1, f(1), f(0))
t3 = EQ(x, 2)
t4 = ITE(t3, f(2), t2)
...

```

As it computes  $f$ , both the input and output of this program are elements in  $\mathcal{S}$ . Note that  $l$ , the length of the program, is equal to  $2 \times |\mathcal{S}|$  as there are two instructions (i.e., an EQ and an ITE) corresponding to each element in  $\mathcal{S}$ .

Each operand of each instruction in the program above refers to either an element of  $\mathcal{S}$  (i.e., the  $f(0)$ ,  $f(1)$ , etc., above) or the result of a previous instruction (where we have at most  $l$  instructions). Then, each operand can be encoded in  $\log_2(|\mathcal{S}| + l) = \log_2(3 \times |\mathcal{S}|)$  bits. So each instruction can be encoded in  $O(\log |\mathcal{S}|)$  bits and there are  $O(|\mathcal{S}|)$  instructions in the program, so the whole program can be encoded in  $O(|\mathcal{S}| \log |\mathcal{S}|)$  bits.  $\square$

**LEMMA 4.6.** *Any representation that is capable of encoding an arbitrary total function  $f : \mathcal{S} \rightarrow \mathcal{S}$  must require  $\Omega(|\mathcal{S}| \log |\mathcal{S}|)$  bits to encode some functions.*

**PROOF.** There are  $|\mathcal{S}|^{|\mathcal{S}|}$  total functions  $f : \mathcal{S} \rightarrow \mathcal{S}$ . Therefore by the pigeonhole principle, any encoding that can encode an arbitrary function must use at least  $\log_2(|\mathcal{S}|^{|\mathcal{S}|}) = \Omega(|\mathcal{S}| \log_2 |\mathcal{S}|)$  bits to encode some function.  $\square$

From Lemma 4.5 and Lemma 4.6, we can conclude that encoding an arbitrary total function requires  $\Theta(|\mathcal{S}| \log |\mathcal{S}|)$  bits. Since *any* set of instruction types that include ITE uses  $O(|\mathcal{S}| \log |\mathcal{S}|)$  bits, any such instruction set is an asymptotically optimal function encoding for total functions with finite domains. This is interesting, since intuitively one would expect that a language including loops would be able to encode functions using less space than a language without loops, but as we have seen,  $\mathcal{L}$  achieves the optimal bound of  $\Theta(|\mathcal{S}| \log |\mathcal{S}|)$  bits, despite having no looping constructs.

**THEOREM 4.7.** *Our representation for candidate programs as an  $\mathcal{L}$  program as shown in Fig. 4 is asymptotically optimally concise – there is no encoding that produces asymptotically shorter programs.*

**PROOF.** From Lemma 4.5 and Lemma 4.6.  $\square$

#### 4.4 Parametrising the search space

A key feature of our search algorithm that applies to all three aforementioned strategies is parametrising the solution language, which induces a lattice of progressively more expressive languages. We start by attempting to synthesise a program at the lowest point on this lattice and increase the parameters until we reach a point at which the synthesis succeeds.

As well as giving us an automatic search procedure, this parametrisation greatly increases the efficiency of our system since languages low down the lattice are very easy to decide safety for. If a program can be synthesised in a low-complexity language, the whole procedure finishes much faster than if synthesis had been attempted in a high-complexity language.

We use the following parameters.

- **Program Length:  $l$ .** The first parameter we introduce is program length, denoted by  $l$ . At each iteration we synthesise programs of length exactly  $l$ . We start with  $l = 1$  and increment  $l$  whenever we determine that no program of length  $l$  can satisfy the specification. When we do successfully synthesise a program, we are *guaranteed that it is of minimal length* since we have previously established that no shorter program is correct.
- **Word Width:  $w$ .** A solution program runs on a virtual machine that is parametrised by the *word width*, that is, the number of bits in each internal register and immediate constant.
- **Number of Constants:  $c$ .** By minimising the number of constants appearing in a program, we are able to use a particularly efficient program encoding that speeds up the synthesis procedure substantially.

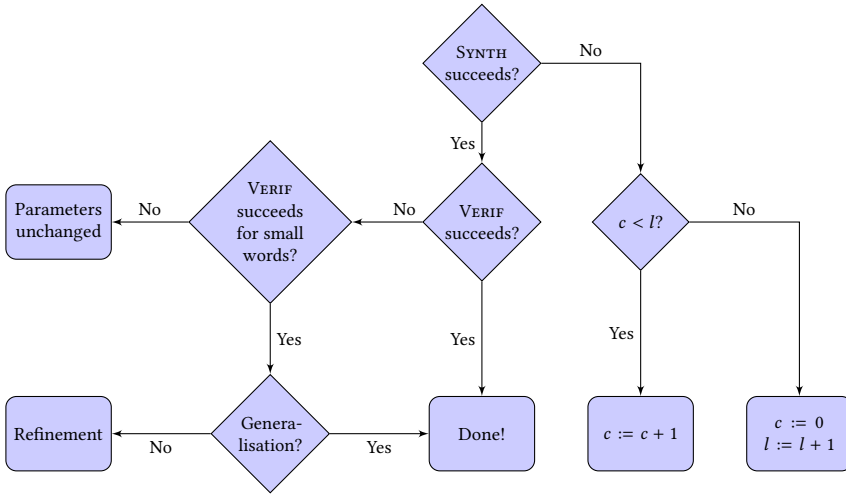


Fig. 5. Decision tree for increasing parameters of  $\mathcal{L}$

#### 4.5 Adjusting the search parameters

The key to our automation approach is to come up with a sensible way in which to adjust the parameters of the solution language in order to cover all possible programs. Two important components in this search are the adjustment of parameters and the generalisation of candidate solutions. We discuss them both next.

After each round of SYNTH, we may need to adjust the parameters. The logic for these adjustments is given as a tree in Fig. 5.

Whenever SYNTH fails, we consider which parameter might have caused the failure. There are two possibilities: either the program length  $l$  was too small, or the number of allowed constants  $c$  was. If  $c < l$ , we just increment  $c$  and try another round of synthesis, but allowing ourselves an extra program constant. If  $c = l$ , there is no point in increasing  $c$  any further. This is because no minimal  $\mathcal{L}$ -program has  $c > l$ , for if it did there would have to be at least one instruction with two constant operands. This instruction could be removed (at the expense of adding its result as a constant), contradicting the assumed minimality of the program. So if  $c = l$ , we set  $c$  to 0 and increment  $l$ , before attempting synthesis again.

If SYNTH succeeds but VERIF fails, we have a candidate program that is correct for some inputs but incorrect on at least one input. However, it may be the case that the candidate program is correct for *all* inputs when run on a machine with a small word size. Thus, we try to generalise the solution to a bigger word size, as explained in the next paragraph. If the generalisation is able to find a correct program, we are done. Otherwise, we need to increase the word width of the machine we are currently synthesising for.

#### 4.6 Generalisation of candidate solutions

It is often the case that a program which satisfies the specification on a machine with  $w = k$  will continue to satisfy the specification when run on a machine with  $w > k$ . For example, the program in Fig. 6 isolates the least-significant bit of a word. This is true irrespective of the word size of the machine it is run on – it will isolate the least-significant bit of an 8-bit word just as well as it will a 32-bit word. An often successful strategy is to synthesise a program for a machine with a small

```

1 int isolate_lsb(int x) {
2   return x & -x;
3 }

```

Example:

x	=	1	0	1	1	1	0	1	0
-x	=	0	1	0	0	0	1	1	0
x & -x	=	0	0	0	0	0	0	1	0

Fig. 6. A tricky bit-vector program

$$\begin{array}{ll}
\mathcal{BV}(m, m) \rightarrow \mathcal{BV}(n, n) & (1) \quad \mathcal{BV}(x, m) \rightarrow \mathcal{BV}(x, n) & (4) \\
\mathcal{BV}(m-1, m) \rightarrow \mathcal{BV}(n-1, n) & (2) \quad \mathcal{BV}(x, m) \rightarrow \mathcal{BV}(x, m) \cdot \mathcal{BV}(0, n-m) & (5) \\
\mathcal{BV}(m+1, m) \rightarrow \mathcal{BV}(n+1, n) & (3) \quad \mathcal{BV}(x, m) \rightarrow \underbrace{\mathcal{BV}(x, m) \cdot \dots \cdot \mathcal{BV}(x, m)}_{\frac{n}{m} \text{ times}} & (6)
\end{array}$$

Fig. 7. Rules for extending an  $m$ -bit wide number to an  $n$ -bit wide one

word size and then to check whether the same program is correct when run on a machine with a full-sized word.

The only wrinkle here is that we will sometimes synthesise a program containing constants. If we have synthesised a program with  $w = k$ , the constants in the program will be  $k$ -bits wide. To extend the program to an  $n$ -bit machine (with  $n > k$ ), we need some way of deriving  $n$ -bit-wide numbers from  $k$ -bit ones. We present 6 heuristic strategies in Fig. 7 to perform this operation. Here,  $\mathcal{BV}(v, n)$  denotes an  $n$ -bit wide bit-vector holding the value  $v$  and  $b \cdot c$  marks the concatenation of bit-vectors  $b$  and  $c$ . Rule 1 transforms the value  $m$  of length  $m$  (e.g. an 8-bit number with value 8) to the value  $n$  of length  $n$  (e.g. a 32-bit number with value 32). Rules 2 and 3 follow a similar strategy for  $m-1$  and  $m+1$  respectively. Rule 4 simply extends the bit width, but maintains the same integer value. Rule 5 pads the extended values with 0 at its end, and rule 6 repeats the bit pattern of the original value up to the extended size. While these six heuristic rules do not represent a complete set, they were chosen because they performed well in our experiments.

#### 4.7 Termination of program synthesis

For finite-state synthesis, if a specification is unsatisfiable, the algorithm still terminates with an “unsatisfiable” verdict. Intuitively, we can observe that any total function taking  $n$  bits of input is computed by some program of at most  $2^n$  instructions. Therefore every satisfiable specification has a solution with at most  $2^n$  instructions. This means that if we ever need to increase the length of the candidate program we search for beyond  $2^n$ , we can terminate, safe in the knowledge that the specification is unsatisfiable.

Although this gives us a theoretical termination condition for unsatisfiable instances, in practice the program synthesiser may not terminate. In order to avoid such cases, we use the approach described in Sec. 6.1.

#### 4.8 Soundness, Completeness and Efficiency

We will now state soundness and completeness results for the  $SF_{\mathcal{D}}$  solver.

**THEOREM 4.8.** *Alg 1 is sound – if it terminates with witness  $P$ , then  $P \models \sigma$ .*

**PROOF.** The procedure `SYNTH` terminates only if `SYNTH` returns “valid”. In that case,  $\exists x. \neg \sigma(x, P)$  is unsatisfiable and so  $\forall x. \sigma(x, P)$  holds.  $\square$

**THEOREM 4.9.** *Alg 1 with the stopping condition described in Sec 4.7 is complete when instantiated with  $C^-$  as a background theory – it will terminate for all specifications  $\sigma$ .*

**PROOF.** Since the explicit search routine enumerates all programs (as can be seen by induction on the program length  $l$ ), it will eventually enumerate a program that meets the specification on whatever set of inputs are currently being tracked, since by assumption such a program exists. Additionally, since safety of  $C^-$  programs is decidable, the query in `VERIFY` will always provide an answer.  $\square$

According to Theorems 4.8 and 4.9, Algorithm 1 is sound and complete when instantiated with  $C^-$  as a background theory and using the stopping condition of Sec 4.7. This construction therefore gives as a decision procedure for  $SF_{\mathcal{D}}$ .

**Runtime as a function of solution size** We note that the runtime of our solver is heavily influenced by the length of the shortest program satisfying the specification. If a short proof exists, then the solver will find it quickly. This is particularly useful for program analysis problems, where, if a proof exists, then most of the time many proofs exist and some are short ([60] rely on a similar remark about loop invariants).

We will now show that the number of iterations of the CEGIS loop is a function of the Kolmogorov complexity of the synthesised program. Let us first recall the definition of the Kolmogorov complexity of a function  $f$ :

*Definition 4.10 (Kolmogorov complexity).* The Kolmogorov complexity  $K(f)$  is the length of the shortest program that computes  $f$ .

We can extend this definition slightly to talk about the Kolmogorov complexity of a synthesis problem in terms of its specification:

*Definition 4.11 (Kolmogorov complexity of a synthesis problem).* The Kolmogorov complexity of a program specification  $K(\sigma)$  is the length of the shortest program  $P$  such that  $P$  is a witness to the satisfiability of  $\sigma$ .

Let us consider the number of iterations of the CEGIS loop  $n$  required for a specification  $\sigma$ . Since we enumerate candidate programs in order of length, we are always synthesising programs with length no greater than  $K(\sigma)$  (since when we enumerate the first correct program, we will terminate). So the space of solutions we search over is the space of functions computed by  $\mathcal{L}$ -programs of length no greater than  $K(\sigma)$ . Let's denote this set  $\mathcal{L}(K(\sigma))$ . Since there are  $O(2^{K(\sigma)})$  programs of length  $K(\sigma)$  and some functions will be computed by more than one program, we have  $|\mathcal{L}(K(\sigma))| \leq O(2^{K(\sigma)})$ .

Each iteration of the CEGIS loop distinguishes at least one incorrect function from the set of correct functions, so the loop will iterate no more than  $|\mathcal{L}(K(\sigma))|$  times. Therefore another bound on our runtime is  $N\text{TIME}(2^{K(\sigma)})$ .

## 5 INSTANCES OF PROGRAM ANALYSES USING SYNTHESIS

We now give details of how to use synthesis to solve several program analysis problems.

### 5.1 Building a Safety Prover

In order to use the program synthesis based framework to construct a safety prover, we must first look at the formulation of safety invariants (which is inside the synthesis fragment).

**Safety invariants** Given a safety assertion  $A$ , a safety invariant is a set of states  $S$  that is inductive with respect to the program's transition relation, and that excludes an error state.  $A$

*Definition 5.1 (Safety Invariant [SI]).*

$$\begin{aligned} \exists S. \forall x, x'. I(x) &\rightarrow S(x) \wedge \\ S(x) \wedge G(x) \wedge B(x, x') &\rightarrow S(x') \wedge \\ S(x) \wedge \neg G(x) &\rightarrow A(x) \end{aligned}$$

Fig. 8. Existence of a safety invariant for a single loop

<pre> 1 <b>while</b> (x &gt; 0) { 2   x = (x - 1) &amp; x; 3 }</pre> <p style="text-align: center;">(a)</p>	<pre> 1 y = 1; 2 3 <b>while</b> (x &gt; 0) { 4   x = x - y; 5 }</pre> <p style="text-align: center;">(b)</p>
<pre> 1 <b>while</b> (x &gt; 0) { 2   x++; 3 }</pre> <p style="text-align: center;">(c)</p>	<pre> 1 <b>while</b> (i &lt; M    j &lt; N) { 2   i = i + 1; 3   j = j + 1; 4 }</pre> <p style="text-align: center;">(d)</p>

Fig. 9. Termination examples – (a) is taken from [28], (d) is taken from [70]

predicate  $S$  is a safety invariant iff it satisfies the criteria in Figure 8. The first criterion says that each state reachable on entry to the loop is in the set  $S$ , the second that every state that can be reached by the loop is in  $S$ . The final criterion says that if the loop exits while in an  $S$ -state, the assertion  $A$  is not violated.

*Example 5.2.* The program in Fig. 16(a) is safe as  $x$  and  $y$  are unequal regardless how many times  $y$  gets incremented inside the loop ( $x$  is already ahead by 1). Thus, the safety invariant that our framework synthesises is  $S(x, y) = x \neq y$ .

As we are only dealing with over-approximations, the generation of constraints corresponding to proving the safety of a program with nested loops is straightforward and we will not cover it in the paper.

## 5.2 Building a Termination Prover

In this section, we describe how to use our program synthesis based framework in order to build a termination prover. In Sec. 2, we have presented the constraint required when proving unconditional termination of an isolated loop. Next, we provide more details on how to model both conditional and unconditional termination for programs with potentially nested loops using the synthesis fragment. We start by introducing some preliminary notions on termination proving.

A program  $P$  is represented as a transition system with state space  $X$  and transition relation  $T \subseteq X \times X$ . For a state  $x \in X$  with  $T(x, x')$  we say  $x'$  is a successor of  $x$  under  $T$ .

*Definition 5.3 (Unconditional termination).* A program is said to be *unconditionally terminating* if there is no infinite sequence of states  $x_1, x_2, \dots \in X$  with  $\forall i. T(x_i, x_{i+1})$ .

We can prove that the program is unconditionally terminating by finding a ranking function for its transition relation. Of course not every terminating program has a computable ranking function [79], however since we are restricting our attention to programs with finite state spaces, our halting problem is decidable and so every terminating, finite space program *does* have a computable ranking function.

*Definition 5.4 (Ranking function).* A function  $R : X \rightarrow Y$  is a *ranking function* for the transition relation  $T$  if  $Y$  is a well-founded set with order  $>$  and  $R$  is injective and monotonically decreasing with respect to  $T$ . That is to say:

$$\forall x, x' \in X. T(x, x') \Rightarrow R(x) > R(x')$$

*Definition 5.5 (Lexicographic ranking function).* For  $Y = Z^m$ , we say that a ranking function  $R : X \rightarrow Y$  is *lexicographic* if it maps each state in  $X$  to a tuple of values such that the loop transition leads to a decrease with respect to the lexicographic ordering for this tuple. The total order imposed on  $Y$  is the lexicographic ordering induced on tuples of  $Z$ 's. So for  $y = (z_1, \dots, z_m)$  and  $y' = (z'_1, \dots, z'_m)$ :

$$y > y' \iff \exists i \leq m. z_i > z'_i \wedge \forall j < i. z_j = z'_j$$

We note that if the program under analysis operates over mathematical integers, some termination arguments require lexicographic ranking functions, or alternatively, ranking functions whose co-domain is a countable ordinal, rather than just  $\mathbb{N}$ . Since we focus on the case of finite-space programs, in principle we do not need to construct lexicographic ranking functions – it would be sufficient to find a ranking function whose co-domain is at least as large as the state space of the program under analysis. However due to technicalities of our implementation, it would be difficult for us to synthesise programs whose output words were larger than their input words, so it is easier to generate lexicographic ranking functions where each component of the ranking function is a fixed width word. Synthesising a lexicographic ranking function producing an  $N$ -tuple of  $k$ -bit words is of course equivalent to synthesising a ranking function producing a single  $Nk$ -bit word.

*5.2.1 Unconditional termination.* We will begin our discussion by showing how to encode in the synthesis fragment the termination of a program consisting of a single loop with no nesting. For the time being, a loop  $L(G, T)$  is defined by its guard  $G$  and body  $T$  such that states  $x$  satisfying the loop's guard are given by the predicate  $G(x)$ . The body of the loop is encoded as the transition relation  $T(x, x')$ , meaning that state  $x'$  is reachable from state  $x$  via a single iteration of the loop body. For example, the loop in Figure 9 (a) is encoded as:

$$\begin{aligned} G(x) &= \{x \mid x > 0\} \\ T(x, x') &= \{\langle x, x' \rangle \mid x' = (x - 1) \& x\} \end{aligned}$$

We will abbreviate this with the notation:

$$\begin{aligned} G(x) &\triangleq x > 0 \\ T(x, x') &\triangleq x' = (x - 1) \& x \end{aligned}$$

A loop  $L(G, T)$  is unconditionally terminating iff it eventually terminates regardless of the state it starts in. To prove unconditional termination, it suffices to find a ranking function for  $T \cap (G \times X)$ , i.e.,  $T$  restricted to states satisfying the loop's guard.

As the existence of a ranking function is equivalent to the satisfiability of the formula [UT] in Fig. 10, a satisfiability witness is a ranking function and thus a proof of  $L$ 's unconditional termination.

*Definition 5.6 (Unconditional Termination [UT]).*

$$\exists R. \forall x, x'. G(x) \wedge T(x, x') \rightarrow R(x) > 0 \wedge R(x) > R(x')$$

Fig. 10. Formula encoding the termination of a single loop

Returning to the program from Figure 9 (a), we can see that the corresponding synthesis formula [UT] is satisfiable, as witnessed by the function  $R(x) = x$ . Thus,  $R(x) = x$  constitutes a proof that the program in Figure 9 (a) is unconditionally terminating.

Note that different formulations for unconditional termination are possible. We are aware of a proof rule based on transition invariants, i.e., supersets of the transition relation's transitive closure [45]. This formulation assumes that the second-order logic has a primitive predicate for disjunctive well-foundedness. By contrast, our formulation in Definition 5.6 does not use a primitive disjunctive well-foundedness predicate.

**5.2.2 Nested loops.** If a loop  $L(G, T)$  has another loop  $L'(G', T')$  nested inside it, we cannot directly use [UT] to express the termination of  $L$ . This is because the single-step transition relation  $T$  must include the transitive closure of the inner loop  $T'^*$ , and we do not have a transitive closure operator in our logic. Therefore to encode the termination of  $L$ , we construct an over-approximation  $T_o \supseteq T$  and use this in formula [UT] to specify a ranking function. Rather than explicitly construct  $T_o$  using, for example, abstract interpretation, we add constraints to our formula that encode the fact that  $T_o$  is an over-approximation of  $T$ , and that it is precise enough to show that  $R$  is a ranking function.

As the generation of such constraints is standard and covered by several other works [45, 49], we will not provide the full algorithm, but rather illustrate it through the example in Figure 11.

For the current example, the termination formula is given on the right side of Figure 11:  $T_o$  is a summary of  $L_1$  that over-approximates its transition relation;  $R_1$  and  $R_2$  are ranking functions for  $L_1$  and  $L_2$ , respectively.

<pre> 1 L<sub>1</sub> : 2 while ( i &lt; n ) { 3   j = 0; 4 5 L<sub>2</sub> : 6   while ( j ≤ i ) { 7     j = j + 1; 8   } 9 10  i = i + 1; 11 }</pre>	$\exists T_o, R_1, R_2. \forall i, j, n, i', j', n'.$ $i < n \rightarrow T_o(\langle i, j, n \rangle, \langle i, 0, n \rangle) \wedge$ $j \leq i \wedge T_o(\langle i', j', n' \rangle, \langle i, j, n \rangle) \rightarrow R_2(i, j, n) > 0 \wedge$ $R_2(i, j, n) > R_2(i, j + 1, n) \wedge$ $T_o(\langle i', j', n' \rangle, \langle i, j + 1, n \rangle) \wedge$ $i < n \wedge T_o(\langle i, j, n \rangle, \langle i', j', n' \rangle) \wedge j' > i' \rightarrow R_1(i, j, n) > 0 \wedge$ $R_1(i, j, n) > R_1(i + 1, j, n)$
--	---

Fig. 11. A program with nested loops and its termination formula



*Definition 5.7 (Conditional Termination Formula [CT]).*

$$\begin{aligned} \exists R, W. \forall x, x'. I(x) \wedge G(x) \rightarrow W(x) \wedge \\ G(x) \wedge W(x) \wedge T(x, x') \rightarrow W(x') \wedge R(x) > 0 \wedge R(x) > R(x') \end{aligned}$$

Fig. 12. Formula encoding conditional termination of a loop

**5.2.3 Conditional termination.** Sometimes the termination behaviour of a loop depends on the rest of the program. That is to say, the loop may not terminate if started in some particular state, but that state is not actually reachable on entry to the loop. The program as a whole terminates, but if the loop were considered in isolation we would not be able to prove that it terminates. We must therefore encode a loop's interaction with the rest of the program in order to do a sound termination analysis.

Let us assume that we have done some preprocessing of our program which has identified loops, straight-line code blocks and the control flow between these. In particular, the control flow analysis has determined which order these code blocks execute in, and the nesting structure of the loops.

Given a loop  $L(G, T)$ , if  $L$ 's termination depends on the state it begins executing in, we say that  $L$  is *conditionally terminating*. The information we require of the rest of the program is a predicate  $I$  which over-approximates the set of states that  $L$  may begin executing in. That is to say, for each state  $x$  that is reachable on entry to  $L$ , we have  $I(x)$ .

Then, if formula [CT] in Fig. 12 is satisfiable, two witnesses are returned:

- $W$  is an inductive invariant of  $L$  that is established by the initial states  $I$  if the loop guard  $G$  is met.
- $R$  is a ranking function for  $L$  as restricted by  $W$  – that is to say,  $R$  need only be well founded on those states satisfying  $W \wedge G$ . Since  $W$  is an inductive invariant of  $L$ , function  $R$  is strong enough to show that  $L$  terminates from any of its initial states.

The invariant  $W$  is called a *supporting invariant* for  $L$  and  $R$  proves termination relative to  $W$ . We require that  $I \wedge G$  is strong enough to establish the base case of  $W$ 's inductiveness.

*Example 5.8.* Conditional termination is illustrated by the program in Figure 9 (b), which is encoded as:

$$\begin{aligned} I(\langle x, y \rangle) &\triangleq y = 1 \\ G(\langle x, y \rangle) &\triangleq x > 0 \\ T(\langle x, y \rangle, \langle x', y' \rangle) &\triangleq x' = x - y \wedge y' = y \end{aligned}$$

If the initial states  $I$  are ignored, this loop cannot be shown to terminate, since any state with  $y = 0$  and  $x > 0$  would lead to a non-terminating execution.

However, formula [CT] is satisfiable, as witnessed by:

$$\begin{aligned} R(\langle x, y \rangle) &= x \\ W(\langle x, y \rangle) &\triangleq y = 1 \end{aligned}$$

This constitutes a proof that the program as a whole terminates, since the loop always begins executing in a state that guarantees its termination.

**5.2.4 Bit-vector semantics vs. integer semantics.** While computer programs manipulate fixed-width machine integers (bit-vectors) and IEEE floats, the majority of existing termination analyses are designed to work with mathematical integers and reals [10, 16, 29, 54, 64, 71].

Thus, when applied to bit-vector programs, these techniques ignore the wrap-around behaviour caused by overflows, which can be unsound. For illustration, the loop Fig. 9(c) is terminating for bit-vectors since  $x$  will eventually overflow and become negative. Conversely, the same program is non-terminating using integer arithmetic since  $x > 0 \rightarrow x + 1 > 0$  for any integer  $x$ . Conversely, the loop in Fig. 9(d) breaks the assumption that bit-vector and integer semantics are identical “the other way”: it terminates for integers but not for bit-vectors. If each of the variables is stored in an unsigned  $k$ -bit word, the following entry state will lead to an infinite loop:

$$M = 2^k - 1, \quad N = 2^k - 1, \quad i = M, \quad j = N - 1$$

Our termination prover takes into consideration the wrap-around behaviour caused by overflows and thus provides accurate results for programs running on physical computers.

### 5.3 Building a Non-termination Prover

Dually to termination, we might want to consider the non-termination of a loop. If a loop terminates, we can prove this by finding a ranking function witnessing the satisfiability of formula [UT]. What then would a proof of non-termination look like?

Since our program’s state space is finite, a transition relation induces an infinite execution iff some state is visited infinitely often, or equivalently  $\exists x.T^+(x, x)$ . Deciding satisfiability of this formula directly would require a logic that includes a transitive closure operator,  $\bullet^+$ . Rather than introduce such an operator, we will characterise non-termination using the synthesis formula [ONT] (Definition 5.10, Figure 10) encoding the existence of an (*open*) *recurrence set*, i.e., a nonempty set of states  $N$  such that for each  $s \in N$  there exists a transition to some  $s' \in N$  [50].

If this formula is satisfiable,  $N$  is an open recurrence set for  $L$ , which proves  $L$ ’s non-termination. The issue with this formula is the additional level of quantifier alternation as compared to the synthesis fragment (it is an  $\exists\forall\exists$  formula). To eliminate the innermost existential quantifier, we introduce a Skolem function  $C$  that chooses the successor  $x'$ , which we then existentially quantify over. This results in formula [SNT] (Definition 5.12, Figure 10).

This extra second-order term introduces some complexity to the formula, which we can avoid if the transition relation  $T$  is deterministic.

*Definition 5.9 (Determinism).* A relation  $T$  is deterministic iff each state  $x$  has exactly one successor under  $T$ :

$$\forall x.\exists x'.T(x, x') \wedge \forall x''.T(x, x'') \rightarrow x'' = x'$$

In order to describe a deterministic *program* in a way that still allows us to sensibly talk about termination, we assume the existence of a special sink state  $s$  with no outgoing transitions and such that  $\neg G(s)$  for any of the loop guards  $G$ . The program is deterministic if its transition relation is deterministic for all states except  $s$ .

When analysing a deterministic loop, we can make use of the notion of a *closed recurrence set* introduced by Chen et al. in [20]: for each state in the recurrence set  $N$ , *all* of its successors must be in  $N$ . The existence of a closed recurrence set is equivalent to the satisfiability of formula [CNT] in Definition 5.11, which is already in the synthesis fragment without needing Skolemization.

We note that if  $T$  is deterministic, every open recurrence set is also a closed recurrence set (since each state has at most one successor). Thus, the non-termination problem for deterministic transition systems is equivalent to the satisfiability of formula [CNT] from Figure 10.

So if our transition relation is deterministic, we can say, without loss of generality, that non-termination of the loop is equivalent to the existence of a closed recurrence set. However, if  $T$  is non-deterministic, it may be that there is an open recurrence set but not closed recurrence set. To see this, consider the following loop:

```

1 while (x != 0) {
2   y = nondet ();
3   x = x-y;
4 }
```

It is clear that this loop has many non-terminating executions, e.g. the execution where `nondet()` always returns 0. However, each state has a successor that exits the loop, i.e., when `nondet()` returns the value currently stored in `x`. Thus, this loop has an open recurrence set, but no closed recurrence set and hence we cannot give a proof of its non-termination with [CNT] and instead must use [SNT].

*Definition 5.10 (Non-Termination – Open Recurrence Set [ONT]).*

$$\begin{aligned} \exists N, x_0. \forall x. \exists x'. N(x_0) \wedge \\ N(x) \rightarrow G(x) \wedge \\ N(x) \rightarrow T(x, x') \wedge N(x') \end{aligned}$$

*Definition 5.11 (Non-Termination – Closed Recurrence Set [CNT]).*

$$\begin{aligned} \exists N, x_0. \forall x, x'. N(x_0) \wedge \\ N(x) \rightarrow G(x) \wedge \\ N(x) \wedge T(x, x') \rightarrow N(x') \end{aligned}$$

*Definition 5.12 (Non-Termination – Skolemized Open Recurrence Set [SNT]).*

$$\begin{aligned} \exists N, C, x_0. \forall x. N(x_0) \wedge \\ N(x) \rightarrow G(x) \wedge \\ N(x) \rightarrow T(x, C(x)) \wedge N(C(x)) \end{aligned}$$

Fig. 13. Formulae encoding the non-termination of a single loop

**5.3.1 Nested loops.** Dually to termination, when proving non-termination, we need to under-approximate the loop's body and apply formula [CNT]. Under-approximating the inner loop can be done with a nested existential quantifier, resulting in  $\exists\forall\exists$  alternation, which we could eliminate with Skolemization. However, we observe that unlike a ranking function, the defining property of a recurrence set is *non relational* – if we end up in the recurrence set, we do not care exactly where we came from as long as we know that it was also somewhere in the recurrence set. This allows us to cast non-termination of nested loops as the formula shown in Figure 14, which does not use a Skolem function.

If the formula on the right-hand side of the figure is satisfiable, then  $L_1$  is non-terminating, as witnessed by the recurrence set  $N_1$  and the initial state  $x_0$  in which the program begins executing. There are two possible scenarios for  $L_2$ 's termination:

- If  $L_2$  is terminating, then  $N_2$  is an inductive invariant that reestablished  $N_1$  after  $L_2$  stops executing:  $\neg G_2(x) \wedge N_2(x) \wedge P_2(x, x') \rightarrow N_1(x')$ .
- If  $L_2$  is non-terminating, then  $N_2 \wedge G_2$  is its recurrence set.

<pre> 1 L<sub>1</sub> : 2 while (G<sub>1</sub>) { 3   P<sub>1</sub> ; 4 5 L<sub>2</sub> : 6   while (G<sub>2</sub>) { 7     B<sub>2</sub> ; 8   } 9 10  P<sub>2</sub> ; 11 }</pre>	$\exists N_1, N_2, x_0. \forall x, x'. \\ N_1(x_0) \wedge \\ N_1(x) \rightarrow G_1(x) \wedge \\ N_1(x) \wedge P_1(x, x') \rightarrow N_2(x') \wedge \\ G_2(x) \wedge N_2(x) \wedge B_2(x, x') \rightarrow N_2(x') \wedge \\ \neg G_2(x) \wedge N_2(x) \wedge P_2(x, x') \rightarrow N_1(x')$
--	---

Fig. 14. Formula encoding non-termination of nested loops

#### 5.4 Building a Bug Finder

Dually to proving safety, another problem of interest is the one of finding bugs. Ideally, if a bug exists, we would want a proof in the form of a concrete execution trace leading to it. Then, the question is how to encode the existence of such a trace in the synthesis fragment? We achieve this by introducing the notion of a *danger invariant*, which can be seen as a compact representation of an error trace [33].

The existence of a danger invariant  $D$  must show that if the loop exits having started in a  $D$ -state, an assertion will certainly fail. We require that a danger invariant is inductive with respect to the loop, and that it holds in some initial state, although it need not hold in every initial state. A predicate  $D$  is a danger invariant for the loop  $I, G, B, A$  iff:

$$\exists x. I(x) \wedge D(x) \tag{7}$$

$$\forall x. D(x) \wedge G(x) \rightarrow \exists x'. B(x, x') \wedge D(x') \tag{8}$$

$$\forall x. D(x) \wedge \neg G(x) \rightarrow \neg A(x) \tag{9}$$

Conversely to the definition of a safety invariant where all the initial states had to be in the invariant, 7 says that there exists some  $D$ -state in which the loop can begin executing. For the induction, 8 says that each  $D$ -state can reach at least one other  $D$ -state via an iteration of the loop. Finally 9 says that if the loop exits while in a  $D$ -state, the assertion fails.

However this is not quite enough to conclude that the assertion *does* fail, since we have not yet established that the loop terminates from any  $D$ -state – thus we are in the situation where the danger invariant denotes either an assertion violation or the presence of a recurrence set. We refer to this as a *total danger invariant*.

If we want to only prove an assertion violation, we must additionally infer a ranking function  $R$  (i.e., a function that is bounded and monotonically decreasing with respect to the transition relation  $B$ ), resulting in a *partial danger invariant* as captured in Definition 5.13.

*Definition 5.13 (Partial Danger Invariant Formula [DI]).*

$$\begin{aligned} \exists D, R, x_0. \forall x. \exists x'. I(x_0) \wedge D(x_0) \wedge \\ D(x) \wedge G(x) \rightarrow B(x, x') \wedge D(x') \wedge \\ R(x) > 0 \wedge R(x) > R(x') \wedge \\ D(x) \wedge \neg G(x) \rightarrow \neg A(x) \end{aligned}$$

*Definition 5.14 (Skolemized Danger Invariant Formula [SDI]).*

$$\begin{aligned} \exists D, R, S, x_0. \forall x. I(x_0) \wedge D(x_0) \wedge \\ D(x) \wedge G(x) \rightarrow B(x, S(x)) \wedge D(S(x)) \wedge \\ R(x) > 0 \wedge R(x) > R(x') \wedge \\ D(x) \wedge \neg G(x) \rightarrow \neg A(x) \end{aligned}$$

Fig. 15. Existence of a danger invariant for a single loop

**Removing the quantifier alternation** In the definition of a danger invariant, in order to specify that from each  $D$ -state we can reach another by iterating the loop once, we require an extra quantifier alternation. Consequently, the formula [DI] is not in the synthesis fragment. As our goal is to express everything in the synthesis fragment, which we can solve, we need to eliminate the extra level of quantifier alternation.

If the transition relation  $B$  is deterministic, then we do not need the quantifier alternation, since each  $x$  has exactly one successor  $x'$ . Thus, we can just replace the inner  $\exists x'$  in the formula [DI] by  $\forall x'$ . However if  $B$  is non-deterministic, we must find a Skolem function which resolves the non-determinism by telling us exactly which successor is to be chosen on each iteration of the loop. This is shown in the formula [SDI] of Definition 5.14.

*Example 5.15.* In program (b) in Fig. 16, any execution trace violates the assertion unless the nondeterministic choices (denoted by “\*”) are such that  $y$  is incremented once less than  $x$ . One danger proof for this program is  $((0, 1), y + 1, (x < y, 1000000 - x))$ . This means that  $D(x, y) = x < y$  holds in the initial state where  $x = 0$  and  $y = 1$ , and it is inductive with respect to the loop’s body if the nondeterministic choices are given by the Skolem functions  $S_y(x, y) = y + 1$  and  $S_x(x, y) = x + 1$ , respectively. That is:

$$\forall x, y, x'. x < y \rightarrow x' = S_x(x, y) \wedge x' < S_y(x, y)$$

The ranking function is  $R(x, y) = 1000000 - x$ .

Program (c) is similar to (b), with the exception that  $x$  is incremented in each iteration and the assertion is now negated. This example is more intricate as the danger invariant needs to capture the evolution of  $x$  and  $y$  from the the initial state where they are not equal to a final state where there are (and hence they cause the assertion to fail).

One danger proof for program (c) contains  $D(x, y) = y = (x < 1 ? 1 : x)$  and  $R(x, y) = 1000000 - x$ . Essentially, this invariant says that  $y$  must not be incremented for the first iteration of the loop (until  $x$  reaches the value 1), and from that point, for the rest of the iterations,  $y$  gets always incremented such that  $x = y$ . For this case,  $D$  is a compact and elegant representation of exactly one feasible counterexample trace. The witness Skolem function that we get is  $S_y(x, y) = (x < 1 ? y : y + 1)$ .

```

1      x = 1; y = 0;          1      x = 0; y = 1;
2      while (x < 1000) {    2      while (x < 1000000) {
3          x++;              3          if (*) x++;
4          if (*) y++;       4          if (*) y++;
5      }                    5      }
6                          6
7      assert ( x != y ) ;  7      assert ( x == y ) ;
      (a)                    (b)

1      x = 0; y = 1;
2      while (x < 1000000) {
3          x++;
4          if (*) y++;
5      }
6
7      assert ( x != y ) ;
      (c)

```

Fig. 16. Safe and buggy examples

## 5.5 Building a Refactoring/Superoptimisation Tool

For all the program analysis problems considered up until now, it was sufficient to synthesise straight line code. Conversely, in this section we are interested in refactoring code that has unbounded loops and we must therefore be able to synthesise programs with loops. For this purpose, in this section we present an extension of the program synthesis approach described in the rest of the paper.

Program refactoring requires performing changes to an existing code with the goal of improving it with respect to some non-behavioural criteria, but leave its externally observable behaviour unchanged. Given an original code *Code*, we want to synthesise *Code'* such that, for any initial program configuration  $C_i$ , *Code* and *Code'* produce the same final configuration  $C_f$ , i.e., they are observationally equivalent as expressed in Fig. 17. We will refer to the equality between the final program configurations  $C_f$  and  $C'_f$  as *configEquiv*.

Note that in this section we consider heap allocated containers and, consequently, we consider a program configuration  $C$  to consist of assignments to all the scalar variables plus a heap representation<sup>2</sup> mapping all the pointer variables to their corresponding heap addresses. We use the notation  $Code(C_i, C_f)$  to denote the fact that  $C_i$  is the initial program configuration before *Code* starts executing and  $C_f$  is the final configuration at the end of the execution (similar for *Code'*).

We use a particular refactoring as demonstrator for our idea. Nearly every modern Java application constructs and processes collections. A key algorithmic pattern when using collections is iteration over the contents of the collection. We distinguish *external* from *internal* iteration.

To enable external iteration, a Collection provides the means to enumerate its elements by implementing Iterable. Clients that use an external iterator must advance the traversal and request the next element explicitly from the iterator. External iteration has a few shortcomings:

- Is inherently sequential, and must process the elements in the order specified by the collection.

This bars the code from using concurrency to increase performance.

<sup>2</sup>More details about the heap configuration can be found in [32].

*Definition 5.16 (Refactoring [SR]).*

$$\exists \text{Code}' . \forall C_i, C_f, c'_f . \text{Code}(C_i, C_f) \wedge \text{Code}'(C_i, C'_f) \Rightarrow C_f = C'_f$$

Fig. 17. Refactoring specification

```

1 Integer result = null;
2 List<Integer> data = getData();
3 for (int el : data)
4     if (el % 2 == 0) {
5         result = el;
6         break;
7     }

```

Fig. 18. Find element in list using external iteration

```

1 List<Integer> newList = getData();
2 Optional<Integer> result = list.stream()
3     .filter(el -> el % 2)
4     .findFirst();

```

Fig. 19. Find element in list using Java 8 Streams

- Does not describe the intended functionality, only that each element is visited. Readers must deduce the actual semantics, such as finding an element or transforming each item, from the loop body.

The alternative to external iteration is internal iteration, where instead of controlling the iteration, the client passes an operation to perform to an internal iteration procedure, which applies that operation to the elements in the collection based on the algorithm it implements. Examples of internal iteration patterns include finding an element by a user-provided predicate or transforming each element in a list using a provided transformer. In order to enable internal iteration, Java SE 8 introduces a new abstraction called *Stream* that lets users process data in a declarative way. The *Stream* package provides implementations of common internal iteration algorithms such as *foreach*, *find* and *sort* using optimised iteration orders and even concurrency where applicable. Users can thus leverage multicore architectures transparently without having to write multithreaded code. Internal iterations using *Stream* also explicitly declare the intended functionality through domain-specific algorithms. A call to Java 8 *find* using a predicate immediately conveys the code's intent, whereas an externally iterating *for* loop implementing the same semantics is more difficult to understand. Figures 18 and 19 illustrate this difference for the same *find* semantics.

Next, we explain the main steps of our refactoring procedure, where we only consider partial equivalence, i.e. given the same inputs, two programs return equal outputs, unless at least one of them does not terminate [43].

(i) First, we reduce the partial equivalence check to checking the partial correctness of the following triple:

$$\{C_i\} \text{ Code } \{configEquiv\}$$

Essentially, we check that, starting with a configuration  $C_i$ , every terminating trace ends up in a state where  $configEquiv$  holds (remember that  $configEquiv$  denotes equality between the final program configurations in the original code and the refactored code, respectively).

(ii) Given some logical encoding, the aforementioned correctness check can be further reduced to checking the implication  $Post(C_i, Code) \Rightarrow configEquiv$ , where  $Post$  computes the postcondition of  $Code$  starting from the initial program configuration  $C_i$ . While it is easy to compute the postcondition  $Post(C_i, Code)$  for loop-free code,  $Code$  will most probably contain (potentially nested) loops. In such situations, we must find safety invariant  $Inv$  that make the postcondition  $configEquiv$  hold. For illustration, we provide the constraint corresponding to the scenario where the original code is denoted by a loop  $L(G, T)$ :

$$\begin{aligned} \exists configEquiv, Inv. \forall C_i, x, x'. C_i(x) &\Rightarrow Inv(x) \wedge \\ Inv(x) \wedge G(x) \wedge T(x, x') &\Rightarrow Inv(x') \wedge \\ Inv(x) \wedge \neg G(x) &\Rightarrow configEquiv(x) \end{aligned}$$

(iii) We synthesise both the safety invariant  $Inv$  and  $configEquiv$ . We use a heap graph encoding for  $configEquiv$  and define the JST logic over this representation. An informal description of JST is provided Fig. 20 and a set of example properties in JST over our graph encoding is provided in Fig. 21. Since JST contains representations for all supported operations in the Java 8 Stream library, transforming a synthesised JST program to Java 8 Streams is a trivial mapping. More details on the exact logical encoding are given in [32]. Given that  $configEquiv$  is a postcondition of the original code, the refactored code is *guaranteed* to be equivalent to the original one by construction.

The notions of program refactoring and superoptimisation are closely related as they both aim at improving existent code with respect to some criteria but leave its externally observable behaviour unchanged. Thus, the same synthesis specification given in Fig. 17 is applicable to both problems.

## 5.6 Synthesising digital controllers

As a further examplar, we show how to use our synthesis framework to generate stable digital controllers for a given model of a physical plant. In particular, we are interested in closed-loop feedback architectures, where outputs of discrete plant  $G(z)$  are fed back and compared to a reference signal towards which a controller  $C(z)$  should steer [6]. Fig. 22 depicts a typical closed-loop digital control system.

We consider systems with a single input and a single output (SISO) given as transfer functions. In such a setting, the discretized plant,  $G(z)$  and the digital controller,  $C(z)$ , are given as fractions, with denominators  $G_d(z)$  and  $C_d(z)$ , respectively, and nominators  $G_n(z)$  and  $C_n(z)$ , respectively.

We are interested in synthesising feedback digital controllers that make the closed-loop system asymptotically stable. Asymptotic stability is a property that amounts to convergence of the model executions to an equilibrium point, starting from any states in a neighborhood of the point. In order to prove stability, we will use Jury's criterion [6]. Essentially, Jury's criterion is a means to determine the stability of a linear discrete time system by analysis of the coefficients of its characteristic polynomial,  $S(z)$ , which can be computed as:

$$S(z) = C_n(z)G_n(z) + C_d(z)G_d(z);$$

Let's now assume that the characteristic polynomial has the following form:

$$S(z) = a_0z^N + a_1z^{N-1} + \dots + a_{N-1}z + a_N = 0, a_0 \neq 0$$



Next, the following Jury matrix  $M = [m_{ij}]_{(2N-2) \times N}$  is built from  $S(z)$  coefficients:

$$M = \begin{pmatrix} V^{(0)} \\ V^{(1)} \\ \vdots \\ V^{(N-2)} \end{pmatrix},$$

where  $V^{(k)} = [v_{ij}^{(k)}]_{2 \times N}$  such that:

$$v_{ij}^{(0)} = \begin{cases} a_{j-1}, & \text{if } i = 1 \\ v_{(1)(N-j+1)}^0, & \text{if } i = 2 \end{cases}$$

$$v_{ij}^{(k)} = \begin{cases} 0, & \text{if } j > n - k \\ v_{1j}^{(k-1)} - v_{2j}^{(k-1)} \cdot \frac{v_{11}^{(k-1)}}{v_{21}^{(k-1)}}, & \text{if } j \leq n - k \text{ and } i = 1 \\ v_{(1)(N-j+1)}^k, & \text{if } j \leq n - k \text{ and } i = 2 \end{cases}$$

where  $k \in \mathbb{Z}$ , such that  $0 < k < N - 2$ . Observe that  $S(z)$  is the characteristic polynomial of a stable system if and only if the following four conditions hold:  $R_1 : S(1) > 0$ ;  $R_2 : (-1)^N S(-1) > 0$ ;  $R_3 : |a_0| < a_N$ ;  $R_4 : m_{11} > 0 \wedge m_{31} > 0 \wedge m_{51} > 0 \wedge \dots \wedge m_{(2N-3)(1)} > 0$ .

Thus, the specification for the controller synthesis is:

$$\exists C. \forall z. R_1(z) \wedge R_2(z) \wedge R_3(z) \wedge R_4(z) \quad (10)$$

We illustrate our approach with a classical cruise control example from the literature [5]. We are given a discrete plant model (with a time step of 0.2 s), represented by the following  $z$ -expression:

$$G(z) = \frac{0.0264}{z - 0.9998}.$$

By providing specification 10 to our program synthesiser, we synthesise the following controller:

$$C(z) = \frac{11.035202z^2 + 5.846100z + 4.901855}{1.097901z^2 + 0.063110z + 0.128357}.$$

Given that we only want to illustrate the synthesis approach, we do not discuss in this section the numerical representation of the plant and the truncation and rounding errors introduced by it. More details about this can be found in [1] and [2].

## 6 IMPLEMENTATION AND EXPERIMENTAL RESULTS

We implemented our decision procedure for  $SF_{\mathcal{D}}$  in several tools, which we discuss in this section.

### 6.1 Avoiding Unsatisfiable Instances

As described in Sec. 4.8, our program synthesiser is efficient at finding satisfying assignments, when such assignments have low Kolmogorov complexity. However, if a formula is unsatisfiable, the procedure may not terminate in practice. This illustrates one of the current shortcomings of our program synthesis based decision procedure: we can only conclude that a formula is unsatisfiable once we have examined candidate solutions up to a very high length bound.

However, we note that many interesting properties of programs can be expressed as tautologies. For illustration, let us consider that we are trying to prove that a loop  $L$  terminates. Thus, following Sections 5.2 and 5.3, we can construct two formulae: one that is satisfiable iff  $L$  is terminating and another that is satisfiable iff  $L$  is non-terminating. We will call these formulae  $\phi$  and  $\psi$ , respectively, and we denote by  $P_N$  and  $P_T$  the proofs of non-termination and termination, respectively:  $\exists P_T. \forall x, x'. \phi(P_T, x, x')$  and  $\exists P_N. \forall x. \psi(P_N, x)$ .

We can combine these:  $(\exists P_T. \forall x, x'. \phi(P_T, x, x')) \vee (\exists P_N. \forall x. \psi(P_N, x))$ .

Which simplifies to:  $\exists P_T, P_N. \forall x, x', y. \phi(P_T, x, x') \vee \psi(P_N, y)$ .

Since  $L$  either terminates or does not terminate, this formula is a tautology in the synthesis fragment. Thus, either  $P_N$  or  $P_T$  must exist. Similarly, when proving safety, a program is either safe or has a bug. In this manner we avoid the bad case where we try to synthesise a solution for an unsatisfiable specification.

## 6.2 Limitations

We present in this chapter an experimental evaluation for each of our prover implementations. Our benchmark suite is based on publicly accessible benchmarks, such as SVCOMP. Since all of our tools are research prototypes, we are unable to maintain support for all C language features and have to exclude certain benchmarks from the experiment. Most importantly, the current front-end implementations do not support arrays and are limited to non-nested loops where invariants need to be synthesised.

## 6.3 Termination and non-termination

The program synthesis based termination and non-termination prover is named JUGGERNAUT and was run on 47 benchmarks taken from the literature and the *termination-crafted-lit* directory of SV-COMP'15 [77]. We omitted exactly those SVCOMP'15 benchmarks that made use of arrays or recursion. We do not have arrays in our logic and we had not implemented recursion in our frontend (although the latter can be syntactically rewritten to our input format). Note that these experiments include those from [35].

To provide a comparison point, we also ran ARMC [75] on the same benchmarks. Each tool was given a time limit of 180 s, and was run on an unloaded 8-core 3.07 GHz Xeon X5667 with 50 GB of RAM. The results of these experiments are given in Figure 1.

It should be noted that the comparison here is imperfect, since ARMC is solving a different problem – it checks whether the program under analysis would terminate if run with unbounded integer variables, while we are checking whether the program terminates with bit-vector variables. This means that ARMC's verdict differs from ours in 3 cases (due to the differences between integer and bit-vector semantics). There are a further 7 cases where our tool is able to find a proof and ARMC cannot, which we believe is due to our more expressive proof language. In 3 cases, ARMC times out while our tool is able to find a termination proof. Of these, 2 cases have nested loops and the third has an infinite number of terminating lassos. This is not a problem for us, but can be difficult for provers that enumerate lassos.

On the other hand, ARMC is *much* faster than our tool. While this difference can partly be explained by much more engineering time being invested in ARMC, we feel that the difference is probably inherent to the difference in the two approaches – our solver is more general than ARMC, in that it provides a complete proof system for both termination and non-termination, which comes at the cost of efficiency.

Of the 46 benchmarks, 2 use nonlinear operations in the program (loop6 and loop11), and 5 have nested loops (svcomp6, svcomp12, svcomp18, svcomp40, svcomp41). JUGGERNAUT handles the nonlinear cases correctly and rapidly. It solves 4 of the 5 nested loops in less than 30 s, but times out on the 5th.

In conclusion, these experiments confirm our conjecture that program synthesis can be used effectively to prove termination and non-termination. In particular, for programs with nested loops, nonlinear arithmetic and complex termination arguments, the versatility given by a general purpose solver is very valuable.

## 6.4 Safety and danger

To evaluate our safety and danger synthesis, we have implemented the DANGERZONE module for the bounded model checker CBMC 5.5. We ran the resulting prover on 50 programs from the *loop-acceleration* and *loops* directories in SV-COMP 2016 [78]. We picked this specific category as it has benchmarks with deep bugs and we were interested in challenging our hypothesis that danger invariants are well-suited to expose deep bugs and can complement the capabilities of existing approaches such as BMC. Unfortunately we had to exclude programs that make use of arrays, since these are not yet supported by the synthesiser. In addition to this, we also introduced altered versions of the selected SV-COMP 2016 benchmarks with extended loop guards to create deeper bugs, challenging our hypothesis even further. These are benchmarks *loop1* to *loop11*. All danger and safety benchmarks are available for download: [https://www.cs.ox.ac.uk/files/9174/cegis\\_danger\\_benchmarks.zip](https://www.cs.ox.ac.uk/files/9174/cegis_danger_benchmarks.zip).

For each benchmark we try to synthesise both a partial danger invariant (i.e., a danger invariant, a ranking function, an initial state and Skolem functions witnessing the nondeterminism corresponding to partial correctness in Def. 5.14) and a total danger invariant (i.e., a danger invariant, an initial state and Skolem functions as given by equations 7, 8 and 9 in Sec. 5.4). To provide a comparison point, we also ran two state-of-the-art bounded model checking (BMC) tools, CBMC 5.5 and SMACK+CORRAL 1.5.1 [52] on the same benchmarks. In addition to this, we ran the benchmarks against CPAchecker 1.4 [13], the overall winner of SV-COMP 2015, and Seahorn 2.6 [51], the second-placed tool in the loops category after CPAchecker. We reproduced each tool's SV-COMP 2015 configuration, with small alterations to account for the benchmarks where we increased loop guards. Finally, we manually translated the benchmarks to be compatible with Microsoft's Static Driver Verifier Research Platform (SDVRP [8]) with the Yogi 2.0 [69] backend. Yogi's main algorithms are Synergy, Dash, Smash and Bolt.

We say that a benchmark contains a deep bug if it is only reachable after at least 1'000'000 unwindings. Each tool was given a time limit of 300 s, and was run on a 12-core 2.40 GHz Intel Xeon E5-2440 with 96 GB of RAM. The full result table of these experiments is given in Tab. 2.

The results demonstrate that the DANGERZONE module outperforms all other tools on programs with deep bugs. It solves 37 (partial) and 38 (total) out of the 50 benchmarks in standalone mode, and 46 when used with CBMC. By itself, CBMC only finds 27, SMACK+CORRAL 24, CPAchecker 26 and Seahorn 31 bugs. This result can be explained by the fact that the complexity of finding a danger invariant is orthogonal to the number of unwindings necessary to reach it. DANGERZONE's success is not determined by how deep the bug is, but by the complexity of the invariant describing it. As a result, we perform comparably on both deep and shallow bugs and are able to expose 18 out of the 20 deep bugs in the benchmark set. This supports our hypothesis that danger invariants are well-suited for this category of errors.

## 6.5 Superoptimisation

We implemented our superoptimiser as the KALASHNIKOV tool. To evaluate the tool we used the 29 bit-vector programs from [57] and [48]. The majority of these are "bit twiddling hacks" taken from Hacker's Delight [82]. The code we used to perform the experiments, along with the benchmarks, is available at <http://www.cprover.org/kalashnikov>. We performed our experiments on a 4-core, 2.40 GHz Xeon E5-2665 with 32 GB of RAM.

To give a reference point, we present the results given for BRAHMA on the same benchmarks, as reported in [48] and [57]. These experiments were performed on an 8-core, 1.86 GHz Xeon with

<sup>3</sup><https://github.com/diffblue/cbmc/archive/bbae05d8faecfec18a42724e72336d8f8c4e3d8d.zip>

4 GB of RAM. We could not re-run the tools as they are unavailable and we could not get copies from the authors.

The results of our experiments are given in Table 3. Column 1 gives the runtime reported for each benchmark in [48], column 2 gives the number of instructions in the synthesised program, and column 3 contains a ✗ when BRAHMA needed user assistance to solve a benchmark. Columns 4 through 7 give the same information, but with the data taken from [57]. Column 5 gives the runtimes for the version of BRAHMA from [57] which implemented the semibiased optimisation. Finally, column 8 gives the runtime for KALASHNIKOV and column 9 gives the number of instructions in the program synthesised by KALASHNIKOV. The results can be divided into three categories, as follows:

**KALASHNIKOV synthesises a shorter program than BRAHMA:** This happens in 4 of the 29 cases. This case is illustrated by benchmark p29, given in Fig. 23. The specification here is a piece of obfuscated code taken from the Conficker worm [73], and our goal is to synthesise an equivalent program which is easier to understand. The obfuscated code uses several tricks, including an apparently unbounded loop. As illustrated in Fig. 24, BRAHMA is able to produce an equivalent program consisting of four instructions using shifts and addition, whereas KALASHNIKOV is able to produce the minimal program  $y * 45$ . It is also worth noting that the specification fed to KALASHNIKOV was just the obfuscated code, with no further preprocessing needed.

**KALASHNIKOV is unable to synthesise a program:** This happens in 8 of the 29 cases. In each case, BRAHMA needs user guidance to synthesise the program.

**BRAHMA and KALASHNIKOV have similar runtimes:** It was not clear from just looking at the runtime numbers whether any of the tools was significantly faster than the others, so we performed a Wilcoxon signed-rank test. For each pair of tools (KALASHNIKOV vs. each of the BRAHMA configurations), the Wilcoxon test was unable to reject the null hypothesis (that the tools are equally fast) at the  $p=0.05$  level. In other words, there is no statistically significant difference in the speed of KALASHNIKOV and BRAHMA.

## 6.6 Refactoring

We provide an implementation of our refactoring decision procedure, which we have named KAYAK. It currently supports refactorings from Java external iterators to Streams for integer collections only. This is due to the limitations of our Java front-end based on CBMC, which will be extended in future work. We employed the GitHub Code Search to find relevant Java classes that contain integer collections with refactoring opportunities to streams. The queries were specified conservatively as to not exceed the CBMC front-end capabilities and we manually ruled out search results which cannot be implemented using the Java 8 Stream specification. We used the following search queries on 8/8/2016:

- List <Integer>+**for+if+break**++language%3AJava&type=Code
- List <Integer>+**while**+it+remove&type=Code
- List <Integer>+**while**+add

We found 50 code snippets with loops from the results that fit these restrictions. We compare KAYAK against the Integrated Development Environments IntelliJ IDEA 2016.1<sup>4</sup> and NetBeans 8.2<sup>5</sup>. Both match Java code against pre-configured external iteration patterns and transform the code to a stream expression if they concur. We manually inspect each transformation for both tools to confirm correctness. Since KAYAK's software synthesis can be a time-consuming process, we

<sup>4</sup><https://www.jetbrains.com/idea/>

<sup>5</sup><https://netbeans.org/>

impose a time limit of 300 s for each benchmark. All experiments were run on a 12-core 2.40 GHz Intel Xeon E5-2440 with 96 GB of RAM.

The detailed results are illustrated in Tab. 4. Our results show that KAYAK outperforms pattern-based approaches by a significant margin: KAYAK finds 76% of all possible refactorings, whereas IntelliJ only transforms 20% of the benchmarks successfully, and NetBeans only 24%. This is due to the fact that there are many common Java paradigms, such as `ListIterator` or `Iterator :: remove`, for which IntelliJ IDEA and NetBeans contain no pre-configured pattern and thus has no way of refactoring. This renders the algorithm inherently conservative and yields fewer loop transformations. On the other hand, if IntelliJ does find a match, it transforms the program safely and instantaneously, even in cases where KAYAK failed to synthesise a program within the allotted time limit. If KAYAK found a valid refactoring, it did so within an average of 8.5 s.

We find that the majority of timeouts for KAYAK are due to an incomplete instruction set in the synthesis process. We plan to implement missing instructions as the program progresses out of its research prototype phase into an industrial refactoring tool set. A link to all benchmarks used in the experiment is provided in the footnote<sup>6</sup>.

## 6.7 Controller synthesis

We implemented the tool DSSynth to use our synthesis algorithm to generate controller implementations for benchmarks selected from literature. The first set of benchmarks uses the discrete plant of a cruise control model for a car, and accounts for rolling friction, aerodynamic drag, and the gravitational disturbance force [5]. The second set of benchmarks considers a simple spring-mass damper [81]. A third set of benchmarks uses a physical plant for satellite applications [41]. Satellites require attitude (pose) control for orientation of antennas and sensors w.r.t. earth. The satellite attitude control is typically used for three-axis attitude tracking, but here we consider only one axis at a time. The final set of benchmarks considers a generic plant which is typically used for evaluating stability margins [58, 59].

We give the runtimes required to synthesise a stable controller for each benchmark in Table 5. Here, *Plant* is the discrete or continuous plant model, *Benchmark* is the name of the employed benchmark, *I* and *F* represent the number of integer and fractional bits of the stable controller, respectively, while *Gen* and *No-Gen* denote the time (in seconds) required to synthesise a stable controller for the given plant with and without generalisation (generalisation was described in Sec 4.6), respectively.

The generalisation is based on word-width and model features. For the latter, the generalisation-based configuration abstracts away fixed point errors which may occur in the model of the plant during the synthesis stage and only considers them during generalisation in order to verify whether a candidate solution holds for plants with error models. The *No-Gen* configuration does not apply generalisation and models fixed point errors directly in the synthesis phase. For the majority of our benchmarks, the generalising configuration is much faster than the non-generalising one, which the latter timing-out in 13 out of 15 cases (we used a time-out of 8 hours).

The median runtime for our benchmark set is 197 s, implying that DSSynth can synthesise half of the controllers in less than 5 minutes. Overall, the average synthesis time amounts to approximately 30 minutes. The synthesised controllers were confirmed to be stable outside of our model representation using MATLAB. A link to the full experimental environment, including scripts to reproduce the results, all benchmarks and the DSSynth tool, is provided in the footnote.<sup>7</sup>

<sup>6</sup><https://www.cs.ox.ac.uk/files/9188/cbmc-trunk-diffblue-jst-fse-2017.tar.gz>

<sup>7</sup><https://www.cs.ox.ac.uk/files/9187/control-synthesis-benchmarks.tar.gz>

$alias(h, x, y)$ :	do $x$ and $y$ point to the same node in heap $h$ ?
$size(h, x, y)$ :	what is the length of the list segment from $x$ to $y$ in $h$ ?
$get(h, x, i)$ :	what is the value stored in the $i$ -th node of the list pointed by $x$ in heap $h$ ?
$h' = add(h, x, i, v)$ :	obtain $h'$ from $h$ by inserting value $v$ at position $i$ in the list pointed by $x$ .
$h' = add\_last(h, x, v)$ :	equivalent to $add(h, x, size(h, x, null), v)$
$h' = set(h, x, i, v)$ :	obtain $h'$ from $h$ by setting the value of the $i$ -th element in the list pointed by $x$ to $v$ .
$h' = remove(h, x)$ :	obtain $h'$ from $h$ by removing the node pointed by $x$ . In $h'$ , $x$ and all its aliases will point to the successor of the removed node.
$exists(h, x, y, \lambda v.P(v))$ :	is there any value $v$ in the list segment $x \rightarrow^* y$ such that $P(v)$ holds?
$forall(h, x, y, \lambda v.P(v))$ :	is it the case that for all values $v_1 \dots v_n$ in the list segment $x \rightarrow^* y$ , $P(v_1) \dots P(v_n)$ hold?
$h' = sorted(h, x, y, ret)$ :	obtain $h'$ from $h$ by sorting the elements stored in the list segment $x \rightarrow^* y$ in the list $ret$ ( $h'$ will contain both the list segment $x \rightarrow^* y$ and the list $ret$ ).
$h' = filter(h, x, y, \lambda v.P(v), ret)$ :	obtain $h'$ from $h$ by creating a new list $ret$ containing all the elements in the list segment $x \rightarrow^* y$ that match the predicate $P$ .
$max(h, x, y)$ :	what is the maximum value stored in the list segment $x \rightarrow^* y$ ?
$min(h, x, y)$ :	what is the minimum value stored in the list segment $x \rightarrow^* y$ ?
$h' = map(h, x, y, \lambda v.f(v), ret)$ :	obtain $h'$ from $h$ by applying the mapping function $f$ to each value in the list segment $x \rightarrow^* y$ and storing the result in the list pointed by $ret$ .
$h' = skip(h, x, y, done, n, ret)$ :	obtain $h'$ by creating a new list $ret$ containing the remaining elements of the list segment $x \rightarrow^* y$ after discarding the first $n$ elements ( $done$ denotes the number of elements that were already skipped).
$h' = new(h, x)$ :	obtain $h'$ from $h$ by assigning $x$ to point to <b>null</b> .
$equalLists(h, x, y, h', a, b)$ :	is list segment $x \rightarrow^* y$ in heap $h$ equal to list segment $a \rightarrow^* b$ in heap $h'$ (i.e., do they contain the same elements in the same order)?
$h' = getIterator(h, x, i, it)$ :	obtain heap $h'$ by creating a new iterator $it$ that points to the $i$ -th element in the list pointed-to by $x$ .

Fig. 20. Informal Description of JST

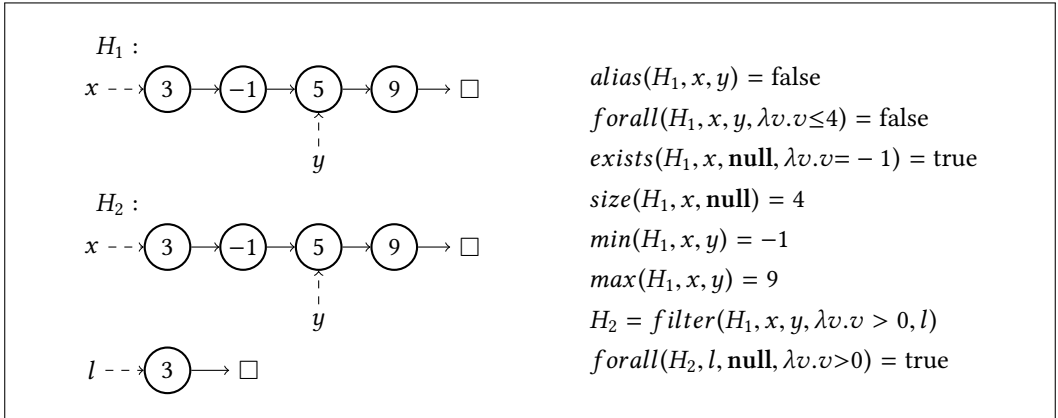


Fig. 21. JST Example

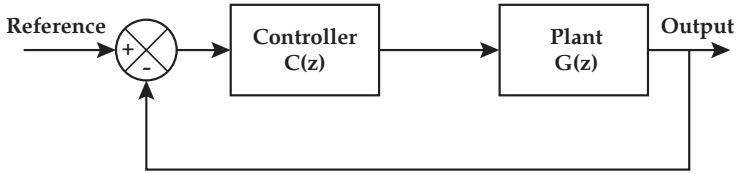


Fig. 22. Typical Closed-loop Control System

```

1 int obfuscated (int y) {
2   int a=1, b=0, z=1, c=0;
3   while(1) {
4     if (a == 0) { if (b == 0) { y=z+y; a =!a; b=!b; c=!c;
5     if (!c) break; } else { z=z+y; a=!a; b=!b; c=!c;
6     if (!c) break; } } else { if (b == 0) { z=y << 2;
7     a=!a; } else { z=y << 3; a=!a; b=!b; } }
8   }
9   return z;
10 }
    
```

Fig. 23. Obfuscated C code

Table 1. Termination and non-termination experimental results

Benchmark	Expected	ARMC		JUGGERNAUT	
		Verdict	Time	Verdict	Time
loop1.c	✓	✓	0.06s	✓	1.3s
loop2.c	✓	✓	0.06s	✓	1.4s
loop3.c	✓	✓	0.06s	✓	1.8s
loop4.c	✓	✓	0.12s	✓	2.9s
loop5.c	✓	✓	0.12s	✓	5.3s
loop6.c	✓	✓	0.05s	✓	1.2s
loop7.c [19]	✓	?	0.05s	✓	8.3s
loop8.c	✓	?	0.06s	✓	1.3s
loop9.c	✓	✓	0.11s	✓	1.6s
loop10.c	✓	✗	0.05s	✓	1.3s
loop11.c	✗	✓	0.05s	✗	1.4s
loop43.c [30]	✓	✓	0.07s	✓	1.5s
loop44.c [30]	✗	?	0.05s	✗	10.5s
loop45.c [30]	✓	✓	0.12s	✓	4.3s
loop46.c [30]	✓	?	0.05s	✓	1.5s
loop47.c	✓	✓	0.10s	✓	1.8s
loop48.c	✓	✓	0.06s	✓	1.4s
loop49.c	✗	?	0.05s	✗	1.3s
Avery-FLOPS2006-Table1_true-termination.c [7]	✓	✓	0.11s	✓	2.3s
aviad_true-termination.c	✓	✓	0.05s	✓	1.5s
Ben-Amram-LMCS2010-Ex2.3_true-termination.c [9]	✓	✓	0.15s	✓	146.4s
BradleyMannaSipma-CAV2005-Fig1-modified_false-termination.c [14]	✗	✗	0.09s	✗	2.1s
BradleyMannaSipma-ICALP2005-Fig1_true-termination.c [15]	✓	✓	0.38s	-	T/O
BrockschmidtCookFuhs-CAV2013-Fig1_true-termination.c [19]	✓	-	T/O	✓	29.1s
BrockschmidtCookFuhs-CAV2013-Introduction_true-termination.c [19]	✓	✓	0.09s	✓	5.5s
BrockschmidtCookFuhs-CAV2013-Fig1_true-termination.c [21]	✓	?	0.05s	-	T/O
CookSeeZuleger-TACAS2013-Fig1_true-termination.c [30]	✓	✓	0.10s	✓	1.5s
CookSeeZuleger-TACAS2013-Fig7a_true-termination.c [30]	✓	✓	0.11s	✓	4.5s
CookSeeZuleger-TACAS2013-Fig7b_true-termination.c [30]	✓	✓	0.20s	✓	14.6s
gcd1_true-termination.c [38]	✓	-	T/O	✓	10.9s
genady_true-termination.c	✓	?	0.07s	✓	35.1s
GulwanijainKoskinen-PLDI2009-Fig1_true-termination.c [47]	✓	-	T/O	✓	30.8s
HarrisLalNoriRajamani-SAS2010-Fig1_true-termination.c [53]	✓	?	0.12s	-	T/O
HarrisLalNoriRajamani-SAS2010-Fig3_true-termination.c [53]	✓	✓	0.06s	✓	2.2s
KroeningSharyginaTsitovichWintersteiger-CAV2010-Fig1_true-termination.c [64]	✓	✓	0.05s	-	T/O
LarrazOliverasRodriguez-CarbonellRubio-FMCAD2013-Fig1_true-termination.c [66]	✓	?	0.27s	-	T/O
Masse-VMCAI2014-Fig1b_true-termination.c	✓	?	0.05s	-	T/O
min_rf_true-termination.c	✓	✓	0.26s	✓	3.2s
NoriSharma-FSE2013-Fig7_true-termination.c [70]	✗	✓	0.11s	-	T/O
NoriSharma-FSE2013-Fig8_true-termination.c [70]	✓	✓	0.13s	-	T/O
PodelskiRybalchenko-VMCAI2004-Ex2_true-termination.c [71]	✓	?	0.05s	-	T/O
TelAviv-Amir-Minimum_true-termination.c	✓	✓	0.16s	✓	2.1s
Toulouse-MultiBranchesToLoop_true-termination.c	✓	✓	0.25s	-	T/O
Urban-WST2013-Fig2-modified1000_true-termination.c [80]	✓	?	0.07s	✓	25.5s
Urban-WST2013-Fig2_true-termination.c [80]	✓	?	0.07s	✓	25.5s
UrbanMine-ESOP2014-Fig3_true-termination.c	✓	✓	0.22s	-	T/O
Correct			28		35
Incorrect for bit-vectors			3		0
Unknown			13		0
Timeout			3		12

Key: ✓ = terminating, ✗ = non-terminating, ? = unknown (inconclusive verdict)



Table 2. Safety and danger experimental results

Benchmark	Deep Bugs	CBMC 5.5	SV-COMP <sup>15</sup>			Yogi 2.0	DANGERZONE 5.5 <sup>3</sup>			
			SMACK+ CORRAL 1.5.1	CPA-checker 1.4	Sea-horn 2.6-svn		Standalone		with CBMC	
			Partial	Total	Partial		Total			
const_false-unreach-call1*	-	1.15 s	X	X	33.21 s	X	9.09 s	0.55 s	1.15 s	0.55 s
const_true-unreach-call1*	-	1.80 s	X	4.01 s	0.55 s	10.09 s	5.45 s	0.64 s	1.80 s	0.64 s
const_false-unreach-call1_10*	-	0.36 s	3.40 s	3.54 s	0.43 s	X	4.26 s	0.66 s	0.36 s	0.36 s
const_false-unreach-call1_1000003 <sup>†</sup>	✓	252.42 s	X	X	X	X	0.62 s	1.07 s	0.62 s	1.07 s
diamond_false-unreach-call1	-	1.13 s	22.58 s	28.25 s	0.90 s	X	12.94 s	39.20 s	1.13 s	1.13 s
diamond_true-unreach-call1	-	X	X	4.36 s	X	9.19 s	X	X	X	X
diamond_false-unreach-call2	-	0.21 s	6.18 s	X	0.90 s	14.46 s	X	65.14 s	0.21 s	0.21 s
diamond_true-unreach-call2	-	X	X	56.71 s	X	X	X	X	X	X
for_bounded_loop1_false-unreach-call_true-termination	✓	X	X	X	X	14.24 s	X	X	X	X
functions_false-unreach-call1*	✓	X	X	X	X	X	1.36 s	1.08 s	1.36 s	1.08 s
functions_true-unreach-call1*	✓	X	X	56.70 s	0.29 s	136.48 s	0.76 s	0.83 s	0.76 s	0.83 s
multivar_false-unreach-call1*	-	0.15 s	1.18 s	2.12 s	0.43 s	X	1.23 s	0.60 s	0.15 s	0.15 s
multivar_true-unreach-call1	-	X	X	1.45 s	0.30 s	10.58 s	1.53 s	1.30 s	1.53 s	1.30 s
multivar_false-unreach-call1_100*	-	0.18 s	1.15 s	2.11 s	0.52 s	X	1.12 s	0.66 s	0.18 s	0.18 s
overflow_false-unreach-call1*	✓	X	X	X	X	X	4.07 s	5.32 s	4.07 s	5.32 s
overflow_true-unreach-call1	✓	X	X	58.22 s	0.27 s	X	1.43 s	1.45 s	1.43 s	1.45 s
phases_false-unreach-call1*	✓	X	X	X	X	X	79.41 s	3.81 s	79.41 s	3.81 s
phases_true-unreach-call1	✓	X	X	58.29 s	X	12.27 s	2.01 s	1.88 s	2.01 s	1.88 s
phases_false-unreach-call2	-	0.16 s	1.20 s	2.15 s	1.15 s	12.87 s	X	3.67 s	0.16 s	0.16 s
phases_true-unreach-call2	-	X	X	56.39 s	X	X	0.75 s	0.70 s	0.75 s	0.70 s
simple_false-unreach-call1*	✓	X	X	X	X	X	7.56 s	4.36 s	7.56 s	4.36 s
simple_true-unreach-call1	✓	X	X	58.31 s	0.21 s	28.12 s	1.56 s	1.52 s	1.56 s	1.52 s
simple_false-unreach-call2	-	0.15 s	1.15 s	2.13 s	1.11 s	12.52 s	8.12 s	0.88 s	0.15 s	0.15 s
simple_true-unreach-call2	-	X	11.55 s	1.45 s	0.21 s	11.51 s	0.51 s	0.41 s	0.51 s	0.41 s
simple_false-unreach-call3	-	0.15 s	1.12 s	2.21 s	1.03 s	X	13.6 s	2.59 s	0.15 s	0.15 s
simple_true-unreach-call3	-	X	X	57.32 s	0.22 s	X	1.10 s	1.15 s	1.10 s	1.15 s
simple_false-unreach-call4*	✓	X	X	X	X	11.77 s	1.56 s	0.63 s	1.56 s	0.63 s
simple_true-unreach-call4	✓	X	X	58.24 s	0.21 s	X	0.50 s	0.48 s	0.50 s	0.48 s
terminator_03_false-unreach-call_true-termination	-	0.18 s	3.02 s	X	1.13 s	12.52 s	3.93 s	0.85 s	0.18 s	0.18 s
terminator_03_false-unreach-call_true-termination_1000003 <sup>†</sup>	✓	0.18 s	0.97 s	X	12.48 s	1.49 s	0.98 s	0.98 s	0.18 s	0.18 s
underapprox_false-unreach-call1*	-	0.38 s	3.27 s	2.83 s	1.07 s	X	X	X	0.38 s	0.38 s
underapprox_true-unreach-call1	-	1.41 s	11.98 s	1.46 s	0.16 s	14.02 s	X	X	1.41 s	1.41 s
underapprox_false-unreach-call2*	-	0.37 s	3.08 s	2.59 s	0.84 s	X	1.63 s	0.76 s	0.37 s	0.37 s
underapprox_true-unreach-call2	-	1.36 s	12.39 s	1.44 s	0.16 s	12.32 s	0.76 s	0.73 s	0.76 s	0.73 s
loop1*	✓	46.59 s	X	X	X	12.05 s	1.62 s	0.91 s	1.62 s	0.91 s
loop2 <sup>†</sup>	✓	X	X	X	X	X	88.83 s	8.36 s	88.83 s	8.36 s
loop3 <sup>†</sup>	✓	X	X	X	X	X	X	X	X	X
loop4	-	0.54 s	0.15 s	X	X	X	X	X	0.54 s	0.54 s
loop5 <sup>†</sup>	✓	292.64 s	X	X	X	X	170.94 s	3.05 s	170.94 s	3.05 s
loop6	-	0.16 s	1.16 s	2.23 s	0.42 s	13.25 s	15.87 s	1.22 s	0.16 s	0.16 s
loop7	-	0.97 s	1.33 s	12.92 s	0.89 s	13.26 s	0.59 s	0.52 s	0.59 s	0.52 s
loop8 <sup>†</sup>	✓	X	X	X	X	X	2.67 s	0.83 s	1.92 s	0.96 s
loop9 <sup>†</sup>	✓	X	X	X	X	X	5.41 s	1.69 s	5.41 s	1.69 s
loop10 <sup>†</sup>	✓	X	X	X	X	X	3.86 s	1.14 s	3.86 s	1.14 s
loop11	-	0.18 s	1.15 s	2.18 s	0.42 s	12.39 s	0.48 s	0.68 s	0.48 s	0.58 s
sum01_bug02_false-unreach-call_true-termination	-	0.40 s	1.23 s	X	0.30 s	X	X	X	0.40 s	0.40 s
sum01_bug02_sum01_bug02_base.case_false-unreach-call_true-termination	-	0.29 s	1.13 s	X	0.27 s	X	X	X	0.29 s	0.29 s
sum04_false-unreach-call_true-termination	-	0.43 s	3.19 s	X	0.31 s	X	X	X	0.43 s	0.43 s
trex02_false-unreach-call_true-termination	-	0.16 s	1.15 s	X	0.23 s	X	37.17 s	19.59 s	0.16 s	0.16 s
trex03_false-unreach-call_true-termination	-	0.17 s	1.19 s	X	0.27 s	10.30 s	X	2.47 s	0.17 s	0.17 s
Solved		28	24	26	31	21	37	40	46	46
Avg. Time		21.57 s	4.04 s	20.75 s	2.02 s	12.89 s	13.52 s	4.60 s	8.46 s	1.11 s

Key: X= no result/time-out, \* = contains doomed loop head, †= extended loop guard

Table 3. Superoptimisation and deobfuscation experimental results

Problem	PLDI BRAHMA			ICSE Brahma				KALASHNIKOV	
	Runtime	#Lines	Aut.	Random	Semibiased	#Lines	Aut.	Runtime	#Lines
p1	3.20s	2		1.48s	<b>0.80s</b>	2		2.71s	2
p2	3.60s	2		7.35s	4.75s	2		<b>2.24s</b>	2
p3	1.40s	2		1.60s	<b>0.65s</b>	2		1.92s	2
p4	3.30s	2		1.65s	<b>0.86s</b>	2		2.71s	2
p5	<b>2.20s</b>	2		3.92s	2.28s	2		2.77s	2
p6	2.40s	2		6.22s	<b>1.64s</b>	2		2.23s	2
p7	1.00s	3		1.39s	<b>0.50s</b>	3		6.38s	3
p8	<b>1.40s</b>	3		2.20s	1.42s	3		6.73s	3
p9	5.80s	3		<b>4.95s</b>	8.75s	3	✗	15.14s	3
p10	76.10s	3		13.99s	<b>7.82s</b>	3	✗	18.59s	3
p11	57.10s	3		24.31s	17.13s	3	✗	<b>15.17s</b>	3
p12	67.80s	3		279.49s	48.16s	3	✗	<b>16.21s</b>	3
p13	<b>6.20s</b>	4		32.50s	9.97s	4	✗	12.56s	3
p14	59.60s	4		167.84s	<b>18.07s</b>	4	✗	81.87s	4
p15	118.90s	4		228.78s	<b>33.53s</b>	4	✗	104.97s	4
p16	62.30s	4		66.93s	<b>23.92s</b>	4	✗	49.90s	4
p17	78.10s	4		163.82s	65.45s	4		<b>56.56s</b>	4
p18	45.90s	6	✗	214.14s	82.53s	6	✗	<b>8.71s</b>	3
p19	<b>34.70s</b>	6	✗	N/A	N/A	-		T/O	-
p20	<b>108.40s</b>	7	✗	1074.04s	285.56s	7	✗	T/O	-
p21	<b>28.30s</b>	8	✗	N/A	N/A	-		T/O	-
p22	<b>279.00s</b>	8	✗	N/A	N/A	-		T/O	-
p23	<b>1668.00s</b>	10	✗	N/A	N/A	-		T/O	-
p24	<b>224.90s</b>	12	✗	T/O	372.74s	12	✗	T/O	-
p25	<b>2778.70s</b>	16	✗	N/A	N/A	-		T/O	-
p26	N/A	-		14.32s	<b>6.66s</b>	4	✗	T/O	-
p27	N/A	-		217.34s	<b>26.51s</b>	4	✗	54.28s	4
p28	N/A	-		<b>1.38s</b>	24.24s	3	✗	1.80s	2
p29	N/A	-		<b>5.28s</b>	5.92s	4	✗	8.78s	1

BRAHMA's output

```

1 int recovered (int y) {
2   int z = y << 2;
3   y = z + y;
4   z = y << 3
5   y = z + y;
6   return z;
7 }

```

KALASHNIKOV's output

```

1 int recovered (int y) {
2   return y*45;
3 }

```

Fig. 24. De-obfuscating C code

Table 4. Refactoring experimental results

Benchmark	IntelliJ	NetBeans	JSA
Npeople	✗	✗	✓
TestStack	✗	✗	✓
RemoveDuplicates	✗	✗	✓
TreeSetIteratorRemoveTest	✗	✗	✓
ListRemove	✗	✗	✗
Chympara	✗	✗	✓
Sort	✗	✗	✓
SimpleArrayListTest	✗	✗	✓
Esai	✗	✗	✓
RemoveDuringIteration	✗	✗	✓
Solution (1)	✗	✗	✓
Solution (2)	✗	✗	✓
ExerciseTwo	✗	✗	✗
CutSticks	✗	✗	✓
A_1	✗	✗	✓
ExerciseThree	✓	✗	✓
Solution	✓	✗	✓
CollectionFilter	✗	✗	✓
CutSticks (1)	✗	✓	✗
CutSticks (2)	✗	✓	✓
Question3_5	✗	✗	✓
CutSticks (3)	✗	✗	✓
CollectionTest	✗	✗	✓
ListIteration	✗	✗	✓
ListSetIteratorTest	✗	✗	✗
TestIterator (1)	✓	✗	✓
TestIterator (2)	✗	✓	✓
IteratorMain	✗	✗	✓
FilterUneven	✗	✗	✓
CheckedListBash	✓	✗	✓
DataPacking	✗	✗	✓
TestArrayList	✗	✗	✓
ArrayUtils	✗	✓	✗
GenPrime	✗	✗	✗
T1E3R (1)	✗	✗	✓
T1E3R (2)	✗	✗	✗
Solution (3)	✗	✗	✗
Euler68m	✗	✗	✓
CombinationSum (1)	✓	✓	✓
CombinationSum (2)	✓	✓	✓
Euler2	✓	✓	✓
Sets	✓	✓	✗
Filter	✓	✓	✓
Ex8	✗	✗	✓
Test	✗	✗	✗
Gray Code	✗	✗	✓
Problem3	✗	✗	✗
Distance	✓	✓	✗
DistributedNumberOfInboundEdges	✗	✓	✓
Eratosthenes	✗	✗	✗
Total	10	11	38

Table 5. Controller synthesis experimental results

#	Plant	Benchmark	<i>I</i>	<i>F</i>	Gen	No-Gen
1	$G_1$	CruiseControl02	4	16	17 s	<b>X</b>
2	$G_1$	CruiseControl02 <sup>†</sup>	4	16	46 s	<b>X</b>
3	$G_2$	SpringMassDamper	15	16	28 s	<b>X</b>
4	$G_2$	SpringMassDamper <sup>†</sup>	15	16	<b>X</b>	<b>X</b>
5	$G_3$	SatelliteB2	3	7	7 s	<b>X</b>
6	$G_3$	SatelliteB2 <sup>†</sup>	3	7	<b>X</b>	6601 s
7	$G_3$	SatelliteC2	3	5	2 s	<b>X</b>
8	$G_3$	SatelliteC2 <sup>†</sup>	3	5	<b>X</b>	76 s
9	$G_{4a}$	a_ST1_IMPL1	16	4	2704 s	<b>X</b>
10	$G_{4a}$	a_ST1_IMPL2	16	8	538 s	<b>X</b>
11	$G_{4a}$	a_ST1_IMPL3	16	12	12 s	<b>X</b>
12	$G_{4b}$	a_ST2_IMPL1	16	4	318 s	<b>X</b>
13	$G_{4b}$	a_ST2_IMPL2	16	8	967 s	<b>X</b>
14	$G_{4b}$	a_ST2_IMPL3	16	12	9798 s	<b>X</b>
15	$G_{4c}$	a_ST3_IMPL1	16	4	6304 s	<b>X</b>

**X**= time-out, <sup>†</sup> = with uncertainty

## 6.8 Discussion of synthesis process

To help understand the role of the different solvers involved in the synthesis process, we provide a breakdown of how often each solver “won”, i.e., was the first to return an answer. This breakdown is given in Table 6a. We see that GP provides about 80% of the candidates, whereas CBMC provides 20%. The benchmark analysis suggests that GP progresses along the counterexample trajectory much more quickly, but CBMC is very effective at pushing GP out of local minima.

Table 6. Breakdown of successful candidate generation and runtime per phase

(a) Found candidates per back end

CBMC	GP
19.74%	80.26%

(b) Runtime per phase

SYNTH	VERIF
98.40%	1.60%

Table 6b provides a breakdown of where the CEGIS runtime is spent. Over 98% of the time is spent in the synthesis phase, leaving less than 2% for the verification phase. This suggests that the task of verifying an existing solution is almost negligible when compared to than of generating a candidate solution satisfying a set of given counterexamples.

## 6.9 Comparison to SyGuS

In order to compare KALASHNIKOV to other synthesis engines, we translated the 20 safety benchmarks into the SyGuS format [4] for the bit-vector theory. We then ran the following solvers:

- The enumerative CEGIS solver eSOLVER, winner of the SyGuS 2014 competition. We have used the version from the SyGuS GitHub repository on 5/7/2015.
- The program synthesiser in CVC4 by [74], winner of the SyGuS 2015 competition. We have used the version for the SyGuS 2015 competition on the StarExec platform.

We could not compare against ICE-DT [42], the winner of the invariant generation category in the SyGuS 2015 competition, as it does not seem to offer support for bit-vectors. Our comparison only uses 20 of the 96 benchmarks, as we had to manually convert from our specification format (a subset of C) into the SyGuS format. Moreover, our choice of benchmarks was also restricted by the fact that we could not express lexicographic ranking functions of unbounded dimension in the SyGuS format, which we require for our termination benchmarks.

The results of these experiments are given in Table 7, which contains the number of benchmarks solved correctly, the number of timeouts, the number of crashes (exceptions thrown by the solver), the mean time to successfully solve and the total number of lines in the 20 specifications.

Since the eSOLVER tool crashed on many of the instances we tried, we reran the experiments on the StarExec platform to check that we had not made mistakes setting up our environment, however the same instances also caused exceptions on StarExec.

An important point to notice in Table 7 is that KALASHNIKOV specifications are significantly more concise than SyGuS specifications, as witnessed by the total size of the specifications: the KALASHNIKOV specifications are around 11% of the size of the SyGuS ones. Overall, we can see that KALASHNIKOV performs better on these benchmarks than eSOLVER and CVC4, which validates our claim that KALASHNIKOV is suitable for program analysis problems.

We noticed that for a lot of the cases in which eSOLVER and CVC4 timed out, KALASHNIKOV found a solution that involved non-trivial constants. Since the SyGuS format represents constants in unary (as chains of additions), finding programs containing constants, or finding existentially

Table 7. Comparison of KALASHNIKOV, eSOLVER and CVC4 on a subset of the safety benchmarks

	#Solved	#TO	#Crashes	Avg. time	Spec. size
KALASHNIKOV	18	2	0	11.3 s	341
eSOLVER	7	5	8	13.6 s	3140
CVC4	5	13	2	32.3 s	3140

quantified first order variables is expensive. KALASHNIKOV’s strategies for finding and generalising constants make it much more efficient at this subtask.

## 7 RELATED WORK

### 7.1 Program synthesis

Program synthesis is the mechanised construction of software that provably satisfies a given specification. Synthesis tools promise to relieve the programmer from thinking about *how* the problem is to be solved; instead, the programmer only provides a compact description of *what* is to be achieved. Foundational research in this area has been exceptionally fruitful, beginning with Alonzo Church’s work on the *Circuit Synthesis Problem* in the sixties [23]. Algorithmic approaches to the problem have frequently been connected to automated theorem proving [61, 67]. Recent developments include an application of Craig interpolation to synthesis by [55].

In their seminal paper, [48] describe Brahma: a program synthesiser for loop-free programs over bit-vectors. One of the key differences between our work and Brahma is that Brahma is designed to be used by a human operator who can help guide the synthesis process, while our synthesiser is fully automatic. While Brahma uses a fixed set of components and encodes a program by finding appropriate “wiring” between the components, our tool finds SSA programs of arbitrary length. One important advantage of this encoding is that it does not require the user of the synthesiser to include in their specification details such as how many addition operations may appear in the program, and this is key in enabling us to use the synthesiser as a black-box backend for a plethora of use cases.

A recent successful approach to program synthesis is Syntax Guided Synthesis (SyGuS) [4]. The SyGuS synthesisers supplement the logical specification with a syntactic template that constrains the space of allowed implementations. Thus, each semantic specification is accompanied by a syntactic specification in the form of a grammar. In contrast to SyGuS, our program synthesiser is general-purpose as it has an universal target language such that no syntactic restriction of the output needs to be provided. A more detailed comparison of these different directions in program synthesis as well as an investigation of current challenges in the field can be found in [34].

Other second-order solvers are introduced by [45] and [12]. As opposed to ours, these are specialised for Horn clauses and the logic they use is undecidable. [83] present a decision procedure for a logic related to the synthesis fragment, the Quantified bit-vector logic, which is a many sorted first-order logic formula where the sort of every variable is a bit-vector sort. It is possible to reduce formulae in the synthesis fragment over finite domains to Effectively Propositional Logic [37], but the reduction would require additional axiomatization and would increase the search space, thus defeating the efficiency we are aiming to achieve.

### 7.2 Program termination

When surveying the area of program termination chronologically, we observe an initial focus on monolithic approaches based on a single measure shown to decrease over all program paths [14, 71], followed by more recent techniques that use termination arguments based on Ramsey’s theorem [27,

29, 72]. The latter proof style builds an argument that a transition relation is disjunctively well founded by composing several small well-foundedness arguments. The main benefit of this approach is the simplicity of local termination measures in contrast to global ones. For instance, there are cases in which linear arithmetic suffices when using local measures, while corresponding global measures require nonlinear functions or lexicographic orders.

One drawback of the Ramsey-based approach is that the validity of the termination argument relies on checking the *transitive closure* of the program, rather than a single step. As such, there is experimental evidence that most of the effort is spent in reachability analysis [29, 64], requiring the support of powerful safety checkers: there is a tradeoff between the complexity of the termination arguments and that of checking their validity.

As Ramsey-based approaches are limited by the state of the art in safety checking, recent research by [64] and [30] reverts to more complex termination arguments that are easier to check. Following the same trend, the ranking functions we synthesise may involve nonlinearity and lexicographic orders: we do not commit to any particular syntactic form, and do not use templates. Furthermore, our approach allows us to *simultaneously* search for proofs of *non-termination*, which take the form of recurrence sets.

### 7.3 Bug finding

Static bug finders that use techniques such as Bounded Model Checking (BMC) search for proofs that safety can be violated and have the attractive property that once an assertion fails, a counterexample trace is returned, which can be inspected by the user [24]. The counterexample is thus the proof that an assertion violation occurs. In order to construct such a danger proof, bounded model checkers compute underapproximations of the reachable program states by progressively unwinding the transition relation. The downside of this approach is that static bug finders fail to scale when analysing programs with bugs that require many iterations of a loop. The computational effort required to discover an assertion violation (i.e., to obtain an intersection with the small ellipse labelled “error states”) typically grows exponentially with the depth of the bug.

Notably, the scalability problem is not limited to procedures that implement BMC. Approaches based on a combination of over- and underapproximations such as predicate abstraction [26] and lazy abstraction with interpolants [68] are not optimised for finding deep bugs either. The reason for this is that they can only detect counterexamples with deep loops after the repeated refutation of increasingly longer spurious counterexamples. The analyser first considers a potential error trace with one loop iteration, only to discover that this trace is infeasible. Consequently, the analyser increases the search depth, usually by considering one further loop iteration. This repeated unwinding suffers from the same exponential blow-up as BMC.

Danger invariants allow proving the existence of a bug without explicitly showing an error trace. This allows for much more compact and intuitive proofs, which in turn allows for much more scalable analyses that do not suffer from false alarms.

With respect to the verification of temporal properties, a danger invariant for a loop with an assertion  $A$  essentially proves the CTL property  $EF\neg A$  over the loop. While there exist CTL verifiers based on a reduction to exist-forall quantified Horn clauses [11, 12], we specialise the concept for finding deep bugs and describe a modular constraint generation technique over arbitrary programs, rather than for transition systems.

Another successful technique for finding deep bugs without false alarms is loop acceleration [62, 63]. This approach works by taking a single path at a time through a loop, computing a symbolic representation of the exact transitive closure of the path (an accelerator) and adding it back into the program before using an off-the-shelf bug finder such as a bounded model checker. Loop acceleration requires that each accelerated path can be represented in closed-form by a polynomial

over the program variables, which is not always possible. In contrast, danger invariants are complete – a program has a corresponding danger invariant iff it has a bug. Loop acceleration could be used in concert with danger invariants, since if an accelerator can be found, it is the strongest inductive fact about a loop and as such makes a good candidate danger invariant.

#### 7.4 Program refactoring

Cheung et al. describe a system that automatically transforms fragments of application logic into SQL queries [22]. Moreover, similar to our approach, the authors rely on synthesis technology to generate invariants and postconditions that validate their transformations (a similar approach is presented in [56]). The main difference (besides the actual goal of the work, which is different from ours) to our work is that the lists they operate on are immutable and do not support operations such as remove. Capturing the potential side effects caused by such operations is one of our work’s main challenges.

## 8 CONCLUSIONS

We have shown that the synthesis fragment is well-suited for a variety of program analysis tasks by applying it to directly encode safety, danger, liveness, refactoring and superoptimisation properties.

We built a decision procedure for  $SF_{\mathcal{D}}$  via a reduction to finite-state program synthesis. The synthesis algorithm is optimised for program analysis and uses a combination of symbolic model checking, explicit state model checking and stochastic search. An important strategy is generalisation – we find simple solutions that solve a restricted case of the specification, then try to generalise to a full solution. We evaluated the program synthesiser on several static analysis problems, showing the tractability of the approach.

## ACKNOWLEDGMENTS

This work is supported by EPSRC EP/H017585/1, the H2020 FET OPEN project 712689 SC<sup>2</sup> and ERC project 280053 “CPROVER”.

## REFERENCES

- [1] Alessandro Abate, Iury Bessa, Dario Cattaruzza, Lucas Cordeiro, Cristina David, Pascal Kesseli, and Daniel Kroening. 2017. Sound and Automated Synthesis of Digital Stabilizing Controllers for Continuous Plants. In *Proceedings of the 20th International Conference on Hybrid Systems: Computation and Control (HSCC '17)*. ACM, New York, NY, USA, 197–206. <https://doi.org/10.1145/3049797.3049802>
- [2] Alessandro Abate, Iury Bessa, Dario Cattaruzza, Lucas C. Cordeiro, Cristina David, Pascal Kesseli, Daniel Kroening, and Elizabeth Polgreen. 2017. Automated Formal Synthesis of Digital Controllers for State-Space Physical Plants. In *Computer Aided Verification - 29th International Conference, CAV*. 462–482. [https://doi.org/10.1007/978-3-319-63387-9\\_23](https://doi.org/10.1007/978-3-319-63387-9_23)
- [3] Rajeev Alur, Rastislav Bodik, Garvit Juniwal, Milo M. K. Martin, Mukund Raghothaman, Sanjit A. Seshia, Rishabh Singh, Armando Solar-Lezama, Emina Torlak, and Abhishek Udupa. 2013. Syntax-guided synthesis. In *Formal Methods in Computer-Aided Design, FMCAD 2013, Portland, OR, USA, October 20-23, 2013*. 1–8.
- [4] Rajeev Alur, Rastislav Bodik, Garvit Juniwal, Milo M. K. Martin, Mukund Raghothaman, Sanjit A. Seshia, Rishabh Singh, Armando Solar-Lezama, Emina Torlak, and Abhishek Udupa. 2013. Syntax-guided synthesis. In *Formal Methods in Computer-Aided Design (FMCAD)*. IEEE, 1–8.
- [5] Karl Johan Astrom and Richard M. Murray. 2008. *Feedback Systems: An Introduction for Scientists and Engineers*. Princeton University Press, Princeton, NJ, USA.
- [6] Karl J. Åström and Björn Wittenmark. 1990. *Computer-controlled Systems: Theory and Design*. Prentice-Hall, Inc., Upper Saddle River, NJ, USA.
- [7] James Avery. 2006. Size-Change Termination and Bound Analysis. In *Proceedings of the 8th International Conference on Functional and Logic Programming (FLOPS'06)*. Springer, 192–207. [https://doi.org/10.1007/11737414\\_14](https://doi.org/10.1007/11737414_14)
- [8] Thomas Ball, Ella Bounimova, Vladimir Levin, Rahul Kumar, and Jakob Lichtenberg. 2010. *Computer Aided Verification: 22nd International Conference, CAV 2010, Edinburgh, UK, July 15-19, 2010. Proceedings*. Springer, Chapter The Static Driver Verifier Research Platform, 119–122. [https://doi.org/10.1007/978-3-642-14295-6\\_11](https://doi.org/10.1007/978-3-642-14295-6_11)



- [9] Amir M. Ben-Amram. 2010. Size-Change Termination, Monotonicity Constraints and Ranking Functions. *Logical Methods in Computer Science* 6, 3 (2010).
- [10] Amir M. Ben-Amram and Samir Genaim. 2013. On the Linear Ranking Problem for Integer Linear-constraint Loops. In *Proceedings of the 40th Annual ACM SIGPLAN-SIGACT Symposium on Principles of Programming Languages (POPL '13)*. ACM, New York, NY, USA, 51–62. <https://doi.org/10.1145/2429069.2429078>
- [11] Tewodros A. Beyene, Marc Brockschmidt, and Andrey Rybalchenko. 2014. CTL+FO Verification As Constraint Solving. In *Proceedings of the 2014 International SPIN Symposium on Model Checking of Software (SPIN 2014)*. ACM, New York, NY, USA, 101–104. <https://doi.org/10.1145/2632362.2632364>
- [12] Tewodros A. Beyene, Corneliu Popeea, and Andrey Rybalchenko. 2013. Solving Existentially Quantified Horn Clauses. In *Proceedings of the 25th International Conference on Computer Aided Verification (CAV'13)*. Springer, 869–882. [https://doi.org/10.1007/978-3-642-39799-8\\_61](https://doi.org/10.1007/978-3-642-39799-8_61)
- [13] Dirk Beyer and M.Erkan Keremoglu. 2011. CPAchecker: A Tool for Configurable Software Verification. In *Computer Aided Verification*, Ganesh Gopalakrishnan and Shaz Qadeer (Eds.). Lecture Notes in Computer Science, Vol. 6806. Springer, 184–190. [https://doi.org/10.1007/978-3-642-22110-1\\_16](https://doi.org/10.1007/978-3-642-22110-1_16)
- [14] Aaron R. Bradley, Zohar Manna, and Henny B. Sipma. 2005. Linear Ranking with Reachability. In *Proceedings of the 17th International Conference on Computer Aided Verification (CAV'05)*. Springer, 491–504. [https://doi.org/10.1007/11513988\\_48](https://doi.org/10.1007/11513988_48)
- [15] Aaron R. Bradley, Zohar Manna, and Henny B. Sipma. 2005. The Polyranking Principle. In *Proceedings of the 32Nd International Conference on Automata, Languages and Programming (ICALP'05)*. Springer, 1349–1361. [https://doi.org/10.1007/11523468\\_109](https://doi.org/10.1007/11523468_109)
- [16] Aaron R. Bradley, Zohar Manna, and Henny B. Sipma. 2005. Termination of Polynomial Programs. In *Proceedings of the 6th International Conference on Verification, Model Checking, and Abstract Interpretation (VMCAI'05)*. Springer, 113–129. [https://doi.org/10.1007/978-3-540-30579-8\\_8](https://doi.org/10.1007/978-3-540-30579-8_8)
- [17] Martin Brain et al. 2006. TOAST: Applying Answer Set Programming to Superoptimisation. In *ICLP*.
- [18] M.F. Brameier and W. Banzhaf. 2007. *Linear Genetic Programming*. Springer.
- [19] Marc Brockschmidt, Byron Cook, and Carsten Fuhs. 2013. Better Termination Proving Through Cooperation. In *Proceedings of the 25th International Conference on Computer Aided Verification (CAV'13)*. Springer, 413–429. [https://doi.org/10.1007/978-3-642-39799-8\\_28](https://doi.org/10.1007/978-3-642-39799-8_28)
- [20] Hong-Yi Chen, Byron Cook, Carsten Fuhs, Kaustubh Nimkar, and Peter O'Hearn. 2014. *Proving Nontermination via Safety*. Springer, 156–171. [https://doi.org/10.1007/978-3-642-54862-8\\_11](https://doi.org/10.1007/978-3-642-54862-8_11)
- [21] Hong Yi Chen, Shaked Flur, and Supratik Mukhopadhyay. 2012. Termination Proofs for Linear Simple Loops. In *Static Analysis (SAS)*. Springer, 422–438.
- [22] Alvin Cheung, Armando Solar-Lezama, and Samuel Madden. 2013. Optimizing Database-backed Applications with Query Synthesis. In *Proceedings of the 34th ACM SIGPLAN Conference on Programming Language Design and Implementation (PLDI '13)*. ACM, New York, NY, USA, 3–14. <https://doi.org/10.1145/2491956.2462180>
- [23] Alonzo Church. 1962. Logic, Arithmetic, Automata. In *Proc. Internat. Congr. Mathematicians*. Inst. Mittag-Leffler, Djursholm, 23–35.
- [24] Edmund Clarke, Armin Biere, Richard Raimi, and Yunshan Zhu. 2001. Bounded Model Checking Using Satisfiability Solving. *Form. Methods Syst. Des.* 19, 1 (July 2001), 7–34. <https://doi.org/10.1023/A:1011276507260>
- [25] Edmund Clarke, Daniel Kroening, and Karen Yorav. 2003. Behavioral Consistency of C and Verilog Programs Using Bounded Model Checking. In *Proceedings of the 40th Annual Design Automation Conference (DAC '03)*. ACM, New York, NY, USA, 368–371. <https://doi.org/10.1145/775832.775928>
- [26] Edmund M. Clarke, Orna Grumberg, and David E. Long. 1994. Model Checking and Abstraction. *ACM Trans. Program. Lang. Syst.* 16, 5 (Sept. 1994), 1512–1542. <https://doi.org/10.1145/186025.186051>
- [27] Michael Codish and Samir Genaim. 2003. Proving Termination One Loop at a Time. In *The 13th Workshop on Logic Programming Environments*. 48–59.
- [28] Byron Cook, Daniel Kroening, Philipp Rümmer, and Christoph M. Wintersteiger. 2010. Ranking Function Synthesis for Bit-vector Relations. In *Proceedings of the 16th International Conference on Tools and Algorithms for the Construction and Analysis of Systems (TACAS'10)*. Springer, 236–250. [https://doi.org/10.1007/978-3-642-12002-2\\_19](https://doi.org/10.1007/978-3-642-12002-2_19)
- [29] Byron Cook, Andreas Podelski, and Andrey Rybalchenko. 2006. Termination proofs for systems code. In *Proceedings of the ACM SIGPLAN 2006 Conference on Programming Language Design and Implementation, Ottawa, Ontario, Canada, June 11-14, 2006*. 415–426. <https://doi.org/10.1145/1133981.1134029>
- [30] Byron Cook, Abigail See, and Florian Zuleger. 2013. Ramsey vs. Lexicographic Termination Proving. In *Tools and Algorithms for the Construction and Analysis of Systems - 19th International Conference, TACAS 2013*. 47–61. [https://doi.org/10.1007/978-3-642-36742-7\\_4](https://doi.org/10.1007/978-3-642-36742-7_4)
- [31] Patrick Cousot and Radhia Cousot. 1977. Abstract Interpretation: A Unified Lattice Model for Static Analysis of Programs by Construction or Approximation of Fixpoints. In *Conference Record of the Fourth ACM Symposium on*

- Principles of Programming Languages, POPL*. 238–252. <https://doi.org/10.1145/512950.512973>
- [32] Cristina David, Pascal Kesseli, and Daniel Kroening. 2016. Kayak: Safe Semantic Refactoring to Java Streams. *Technical Report* (2016). <https://www.cs.ox.ac.uk/files/9156/stream-extended.pdf>
- [33] Cristina David, Pascal Kesseli, Daniel Kroening, and Matt Lewis. 2016. Danger Invariants. In *FM 2016: Formal Methods - 21st International Symposium*. 182–198. [https://doi.org/10.1007/978-3-319-48989-6\\_12](https://doi.org/10.1007/978-3-319-48989-6_12)
- [34] Cristina David and Daniel Kroening. 2017. Program Synthesis: Challenges and Opportunities. In *Philosophical Transactions of the Royal Society A*. To appear.
- [35] Cristina David, Daniel Kroening, and Matt Lewis. 2015. Unrestricted Termination and Non-termination Arguments for Bit-Vector Programs. In *Programming Languages and Systems - 24th European Symposium on Programming, ESOP*. 183–204. [https://doi.org/10.1007/978-3-662-46669-8\\_8](https://doi.org/10.1007/978-3-662-46669-8_8)
- [36] Cristina David, Daniel Kroening, and Matt Lewis. 2015. Using Program Synthesis for Program Analysis. In *Logic for Programming, Artificial Intelligence, and Reasoning - 20th International Conference, LPAR-20*. 483–498. [https://doi.org/10.1007/978-3-662-48899-7\\_34](https://doi.org/10.1007/978-3-662-48899-7_34)
- [37] Leonardo Mendonça de Moura and Nikolaj Bjørner. 2008. Deciding Effectively Propositional Logic Using DPPL and Substitution Sets. In *Automated Reasoning, 4th International Joint Conference, IJCAR*. 410–425. [https://doi.org/10.1007/978-3-540-71070-7\\_35](https://doi.org/10.1007/978-3-540-71070-7_35)
- [38] Nachum Dershowitz, Naomi Lindenstraus, Yehoshua Sagiv, and Alexander Serebrenik. 2001. A General Framework for Automatic Termination Analysis of Logic Programs. *Appl. Algebra Eng. Commun. Comput.* 12, 1/2 (2001), 117–156.
- [39] Ronald Fagin. 1974. Generalized First-Order Spectra and Polynomial-Time Recognizable Sets. In *Complexity of Computation*, R. Karp (Ed.).
- [40] Robert W. Floyd. 1993. *Assigning Meanings to Programs*. Springer Netherlands, Dordrecht, 65–81. [https://doi.org/10.1007/978-94-011-1793-7\\_4](https://doi.org/10.1007/978-94-011-1793-7_4)
- [41] Gene F. Franklin, David J. Powell, and Abbas Emami-Naeini. 2001. *Feedback Control of Dynamic Systems* (4th ed.). Prentice Hall PTR, Upper Saddle River, NJ, USA.
- [42] Pranav Garg, Christof Löding, P. Madhusudan, and Daniel Neider. 2014. *ICE: A Robust Framework for Learning Invariants*. Springer International Publishing, Cham, 69–87. [https://doi.org/10.1007/978-3-319-08867-9\\_5](https://doi.org/10.1007/978-3-319-08867-9_5)
- [43] Benny Godlin and Ofer Strichman. 2010. Time for Verification. Springer, Chapter Inference Rules for Proving the Equivalence of Recursive Procedures, 167–184. <http://dl.acm.org/citation.cfm?id=1880443.1880451>
- [44] Faustino Gomez and Risto Miikkilainen. 1997. Incremental Evolution of Complex General Behavior. *Adaptive Behavior* (1997).
- [45] Sergey Grebenshchikov, Nuno P. Lopes, Corneliu Popeea, and Andrey Rybalchenko. 2012. Synthesizing software verifiers from proof rules. In *ACM SIGPLAN Conference on Programming Language Design and Implementation, PLDI*. 405–416. <https://doi.org/10.1145/2254064.2254112>
- [46] Sumit Gulwani. 2010. Dimensions in Program Synthesis. In *Proceedings of the 12th International ACM SIGPLAN Symposium on Principles and Practice of Declarative Programming (PPDP '10)*. ACM, New York, NY, USA, 13–24. <https://doi.org/10.1145/1836089.1836091>
- [47] Sumit Gulwani, Sagar Jain, and Eric Koskinen. 2009. Control-flow refinement and progress invariants for bound analysis. In *Proceedings of the 2009 ACM SIGPLAN Conference on Programming Language Design and Implementation, PLDI*. 375–385. <https://doi.org/10.1145/1542476.1542518>
- [48] Sumit Gulwani, Susmit Jha, Ashish Tiwari, and Ramarathnam Venkatesan. 2011. Synthesis of Loop-free Programs. In *Proceedings of the 32Nd ACM SIGPLAN Conference on Programming Language Design and Implementation (PLDI '11)*. ACM, New York, NY, USA, 62–73. <https://doi.org/10.1145/1993498.1993506>
- [49] Sumit Gulwani, Saurabh Srivastava, and Ramarathnam Venkatesan. 2008. Program analysis as constraint solving. In *Proceedings of the ACM SIGPLAN 2008 Conference on Programming Language Design and Implementation, PLDI*. 281–292. <https://doi.org/10.1145/1375581.1375616>
- [50] Ashutosh Gupta, Thomas A. Henzinger, Rupak Majumdar, Andrey Rybalchenko, and Ru-Gang Xu. 2008. Proving Non-termination. *SIGPLAN Not.* 43, 1 (Jan. 2008), 147–158. <https://doi.org/10.1145/1328897.1328459>
- [51] Arie Gurfinkel, Temesghen Kahsai, and Jorge A. Navas. 2015. SeaHorn: A Framework for Verifying C Programs (Competition Contribution). In *Tools and Algorithms for the Construction and Analysis of Systems*, Christel Baier and Cesare Tinelli (Eds.). Lecture Notes in Computer Science, Vol. 9035. Springer, 447–450. [https://doi.org/10.1007/978-3-662-46681-0\\_41](https://doi.org/10.1007/978-3-662-46681-0_41)
- [52] Arvind Haran, Montgomery Carter, Michael Emmi, Akash Lal, Shaz Qadeer, and Zvonimir Rakamarić. 2015. SMACK+Corral: A Modular Verifier (Competition Contribution). In *Proceedings of the 21st International Conference on Tools and Algorithms for the Construction and Analysis of Systems (TACAS) (Lecture Notes in Computer Science)*, Christel Baier and Cesare Tinelli (Eds.), Vol. 9035. Springer, 450–453.
- [53] William R. Harris, Akash Lal, Aditya V. Nori, and Sriram K. Rajamani. 2010. Alternation for Termination. In *Static Analysis - 17th International Symposium, SAS*. 304–319. [https://doi.org/10.1007/978-3-642-15769-1\\_19](https://doi.org/10.1007/978-3-642-15769-1_19)

- [54] Matthias Heizmann, Jochen Hoenicke, Jan Leike, and Andreas Podelski. 2013. *Linear Ranking for Linear Lasso Programs*. Springer International Publishing, Cham, 365–380. [https://doi.org/10.1007/978-3-319-02444-8\\_26](https://doi.org/10.1007/978-3-319-02444-8_26)
- [55] Georg Hofferek, Ashutosh Gupta, Bettina Könighofer, Jie-Hong Roland Jiang, and Roderick Bloem. 2013. Synthesizing Multiple Boolean Functions using Interpolation on a Single Proof. <http://arxiv.org/abs/1308.4767>. CoRR abs/1308.4767 (2013).
- [56] Ming-Yee Iu, Emmanuel Cecchet, and Willy Zwaenepoel. 2010. JReq: Database Queries in Imperative Languages. In *Proceedings of the 19th Joint European Conference on Theory and Practice of Software, International Conference on Compiler Construction (CC'10/ETAPS'10)*. Springer, 84–103. [https://doi.org/10.1007/978-3-642-11970-5\\_6](https://doi.org/10.1007/978-3-642-11970-5_6)
- [57] Susmit Jha, Sumit Gulwani, Sanjit A. Seshia, and Ashish Tiwari. 2010. Oracle-guided Component-based Program Synthesis. In *Proceedings of the 32Nd ACM/IEEE International Conference on Software Engineering - Volume 1 (ICSE '10)*. ACM, New York, NY, USA, 215–224. <https://doi.org/10.1145/1806799.1806833>
- [58] Lee H. Keel and Shankar P. Bhattacharyya. 1997. Robust, fragile, or optimal? *IEEE Trans. on Automatic Control* 42, 8 (1997), 1098–1105. <https://doi.org/10.1109/9.618239>
- [59] Lee H. Keel and Shankar P. Bhattacharyya. 1998. Stability margins and digital implementation of controllers. In *Proc. American Control Conference*, Vol. 5. 2852–2856. <https://doi.org/10.1109/ACC.1998.688377>
- [60] Soonho Kong, Yungbum Jung, Cristina David, Bow-Yaw Wang, and Kwangkeun Yi. 2010. *Automatically Inferring Quantified Loop Invariants by Algorithmic Learning from Simple Templates*. Springer, 328–343. [https://doi.org/10.1007/978-3-642-17164-2\\_23](https://doi.org/10.1007/978-3-642-17164-2_23)
- [61] Ina Kraan, David Basin, and Alan Bundy. 1993. Logic Program Synthesis via Proof Planning. In *Logic Program Synthesis and Transformation*. 1–14. [https://doi.org/10.1007/978-1-4471-3560-9\\_1](https://doi.org/10.1007/978-1-4471-3560-9_1)
- [62] Daniel Kroening, Matt Lewis, and Georg Weissenbacher. 2013. Under-Approximating Loops in C Programs for Fast Counterexample Detection. In *Proceedings of the 25th International Conference on Computer Aided Verification (CAV'13)*. Springer, 381–396. [https://doi.org/10.1007/978-3-642-39799-8\\_26](https://doi.org/10.1007/978-3-642-39799-8_26)
- [63] Daniel Kroening, Matt Lewis, and Georg Weissenbacher. 2015. Proving Safety with Trace Automata and Bounded Model Checking. In *FM 2015: Formal Methods - 20th International Symposium*. 325–341. [https://doi.org/10.1007/978-3-319-19249-9\\_21](https://doi.org/10.1007/978-3-319-19249-9_21)
- [64] Daniel Kroening, Natasha Sharygina, Aliaksei Tsitovich, and Christoph M. Wintersteiger. 2010. Termination Analysis with Compositional Transition Invariants. In *Computer Aided Verification, 22nd International Conference, CAV 2010, Edinburgh, UK, July 15-19, 2010. Proceedings*. 89–103. [https://doi.org/10.1007/978-3-642-14295-6\\_9](https://doi.org/10.1007/978-3-642-14295-6_9)
- [65] William B. Langdon and Riccardo Poli. 2002. *Foundations of Genetic Programming*. Springer.
- [66] Daniel Larraz, Albert Oliveras, Enric Rodríguez-Carbonell, and Albert Rubio. 2013. Proving termination of imperative programs using Max-SMT. In *2013 Formal Methods in Computer-Aided Design*. 218–225. <https://doi.org/10.1109/FMCAD.2013.6679413>
- [67] Zohar Manna and Richard J. Waldinger. 1971. Toward Automatic Program Synthesis. *Commun. ACM* 14, 3 (March 1971), 151–165. <https://doi.org/10.1145/362566.362568>
- [68] Kenneth L. McMillan. 2006. Lazy Abstraction with Interpolants. In *Proceedings of the 18th International Conference on Computer Aided Verification (CAV'06)*. Springer, 123–136. [https://doi.org/10.1007/11817963\\_14](https://doi.org/10.1007/11817963_14)
- [69] Aditya V. Nori and Sriram K. Rajamani. 2010. An Empirical Study of Optimizations in Yogi. In *International Conference on Software Engineering (ICSE)*. Association for Computing Machinery, Inc. <http://research.microsoft.com/apps/pubs/default.aspx?id=117670>
- [70] Aditya V. Nori and Rahul Sharma. 2013. Termination Proofs from Tests. In *Proceedings of the 2013 9th Joint Meeting on Foundations of Software Engineering (ESEC/FSE 2013)*. ACM, New York, NY, USA, 246–256. <https://doi.org/10.1145/2491411.2491413>
- [71] Andreas Podelski and Andrey Rybalchenko. 2004. A Complete Method for the Synthesis of Linear Ranking Functions. In *Verification, Model Checking, and Abstract Interpretation, 5th International Conference, VMCAI 2004*. 239–251. [https://doi.org/10.1007/978-3-540-24622-0\\_20](https://doi.org/10.1007/978-3-540-24622-0_20)
- [72] Andreas Podelski and Andrey Rybalchenko. 2004. Transition Invariants. In *Proceedings of the 19th Annual IEEE Symposium on Logic in Computer Science (LICS '04)*. IEEE Computer Society, Washington, DC, USA, 32–41. <https://doi.org/10.1109/LICS.2004.50>
- [73] Phillip Porras, Hassen Saïdi, and Vinod Yegneswaran. 2009. A Foray into Conficker's Logic and Rendezvous Points. In *Proceedings of the 2Nd USENIX Conference on Large-scale Exploits and Emergent Threats: Botnets, Spyware, Worms, and More (LEET'09)*. USENIX Association, Berkeley, CA, USA, 7–7. <http://dl.acm.org/citation.cfm?id=1855676.1855683>
- [74] Andrew Reynolds, Morgan Deters, Viktor Kuncak, Cesare Tinelli, and Clark Barrett. 2015. *Counterexample-Guided Quantifier Instantiation for Synthesis in SMT*. Springer International Publishing, Cham, 198–216. [https://doi.org/10.1007/978-3-319-21668-3\\_12](https://doi.org/10.1007/978-3-319-21668-3_12)
- [75] Andrey Rybalchenko. 2011. ARMC. <http://www7.in.tum.de/~rybal/armc>. (2011).

- [76] Armando Solar-Lezama, Liviu Tancau, Rastislav Bodík, Sanjit A. Seshia, and Vijay A. Saraswat. 2006. Combinatorial sketching for finite programs. In *Proceedings of the 12th International Conference on Architectural Support for Programming Languages and Operating Systems, ASPLOS 2006, San Jose, CA, USA, October 21-25, 2006*. 404–415.
- [77] SV-COMP. 2015. (2015). <http://sv-comp.sosy-lab.org/2015/>.
- [78] SV-COMP. 2016. (2016). <http://sv-comp.sosy-lab.org/2016/>.
- [79] Alan Turing. 1936. On computable numbers with an application to the Entscheidungsproblem. *Proceeding of the London Mathematical Society* (1936).
- [80] Caterina Urban. 2013. The Abstract Domain of Segmented Ranking Functions. In *Static Analysis - 20th International Symposium, SAS*. 43–62. [https://doi.org/10.1007/978-3-642-38856-9\\_5](https://doi.org/10.1007/978-3-642-38856-9_5)
- [81] Timothy E. Wang, Pierre-Loïc Garoche, Pierre Roux, Romain Jobredeaux, and Eric Feron. 2016. Formal Analysis of Robustness at Model and Code Level. In *Proceedings of the 19th International Conference on Hybrid Systems: Computation and Control, HSCC*. 125–134.
- [82] Henry S. Warren. 2002. *Hacker's Delight*. Addison-Wesley Longman Publishing Co., Inc., Boston, MA, USA.
- [83] Christoph M. Wintersteiger, Youssef Hamadi, and Leonardo Moura. 2013. Efficiently Solving Quantified Bit-vector Formulas. *Form. Methods Syst. Des.* 42, 1 (Feb. 2013), 3–23. <https://doi.org/10.1007/s10703-012-0156-2>