




Tools for making engaging videos

Claire Sewell
@ces43
CILIP MMIT
December 2018



Lumen5



Turns text-based content into videos
<https://lumen5.com/>

Screencastify



Records screencasts for sharing
<https://www.screencastify.com/>

Lumen5

- Creates short videos using AI and content from blog posts/webpages
- Can enter free text and alter images to suit
- Present text heavy content in a new, visually engaging way



Top tips: keep it brief and choose music/images carefully

Advantages

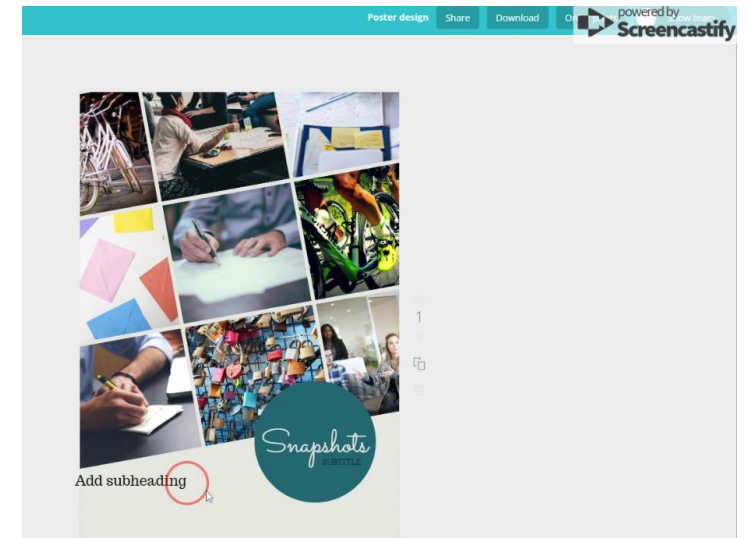
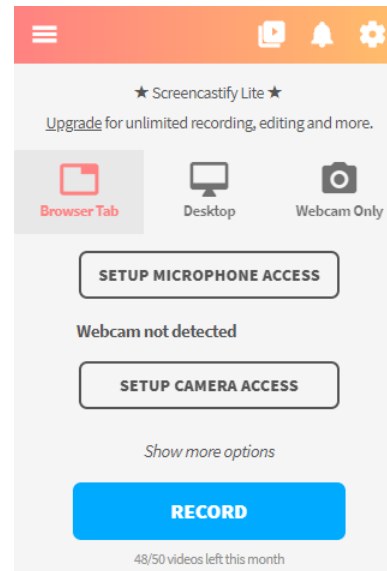
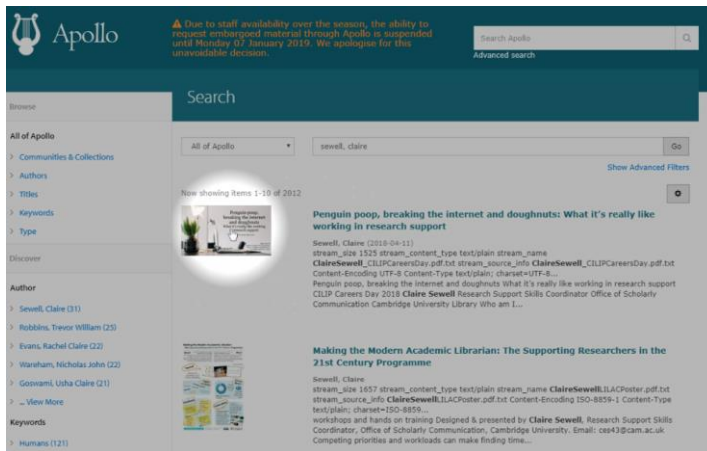
- Quick and easy to put together
 - Can be done with no input
 - No design skills needed
- Includes free images, videos and music
 - Can brand videos

Disadvantages

- AI chooses random images/text
- Limited number of slides on free account
- Some features only available on paid plans
 - Videos are not instant

Screencastify

- Extension to Chrome browser
- Record whole screen, browser tab or webcam
- Create video FAQs, how-to videos or webinars



Top tips: rehearse before you film, consider a paid account for increased functionality

Advantages

- 50 free videos a month
- Can replace text heavy FAQs
 - Easy to record audio
- Can be used as a live teaching tool

Disadvantages

- Linked to Google tools/accounts
- Limited options on free account
- Free account export options limited

Have fun!

Try something new, find the tools that suit you and your audience and experiment

But remember – it doesn't have to be Oscar worthy to be useful

Claire Sewell
Research Support Skills Coordinator

 ces43@cam.ac.uk

@ces43 

