





		Study 1 – Observational Lunches and dinners		Study 2 – Experimental Lunches
		Cafeteria A	Cafeteria B	Cafeteria C
Analysis	 Mealtimes	269	266	44
	Aggregate  Meals	51,251	35,681	7,712
	Individual  Individuals	597	222	121
	 Meals	32,687	19,663	1,585