

Figure 1

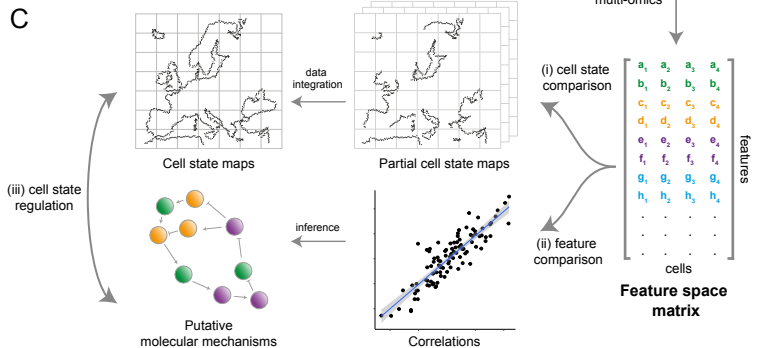
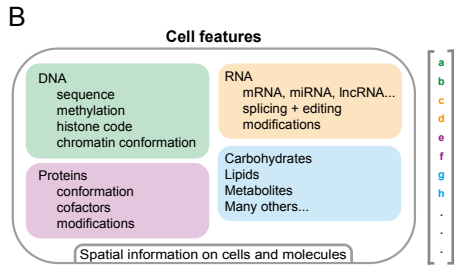
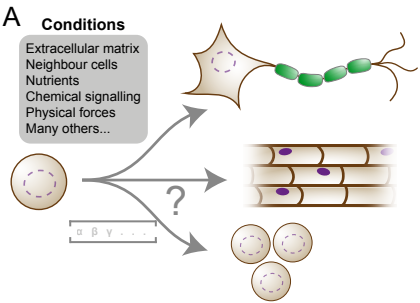


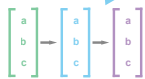
Figure 2

A

Destructive techniques

- Single timepoint
- Unlimited markers
- Reconstructed history
- Embedded time information

a b c d e f g . . .



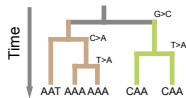
Live imaging

- multiple timepoints
- < 10 markers
- True history of events

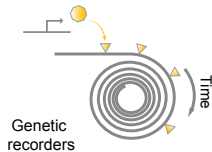
B



Pulse chase



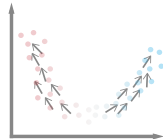
Acquired mutations



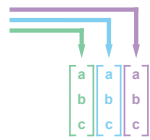
Genetic recorders

Embedded time information

RNA velocity



Timepoints



Pseudotime



Lineage tracing

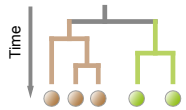


Figure 3

