

Three-Component Assembly of Multiply Substituted Homoallylic Alcohols and Amines Using a Flow Chemistry Photoreactor

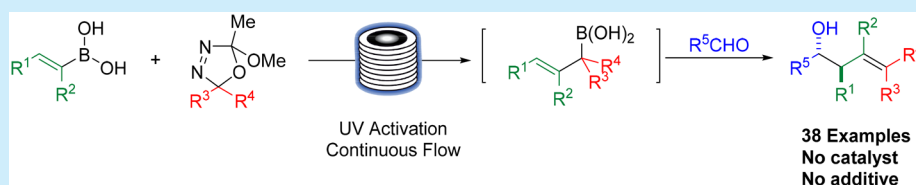
Yiding Chen,[†] David C. Blakemore,[‡] Patrick Pasau,[§] and Steven V. Ley^{*,†}

[†]Department of Chemistry, University of Cambridge, Lensfield Road, Cambridge CB2 1EW, U.K.

[‡]Medicine Design, Pfizer Inc., Eastern Point Road, Groton, Connecticut 06340, United States

[§]UCB Biopharma SPRL, Chemical Research R5, Chemin du Foriest, 1420 Braine-L'Alleud, Belgium

Supporting Information



ABSTRACT: Oxadiazolines are bench-stable diazo precursors, which are activated under UV radiation in the presence of vinylboronic acids and aldehydes to enable a one-step three-component assembly of densely functionalized homoallylic alcohols. Substitution on all positions of the homoallylic alcohol product were achieved with high functional group tolerance. No catalyst or other additive was required to effect the reaction, which proceeds at 20 °C over 40 min. Imines and indoles were also incorporated, giving access to homoallylic amines.

Substituted homoallylic alcohols are versatile and popular synthetic building blocks for the synthesis of valuable biologically active targets such as polyketides.¹ Various routes to these materials have been introduced over the years,² many of which employ allylboronates as a common intermediate due to the mildness and versatility of their reactions with carbonyl compounds.³ While significant progress has been made in the preparation of densely functionalized allylboronic acids and boronates,⁴ polysubstituted derivatives can be problematic owing to their instability (Figure 1). Therefore, new approaches for their preparation and the subsequent transformation into homoallylic alcohols are attractive.⁵ Herein, we report a three-component preparation of multiply substituted homoallylic alcohols via in situ generated allylboronic acid intermediates.

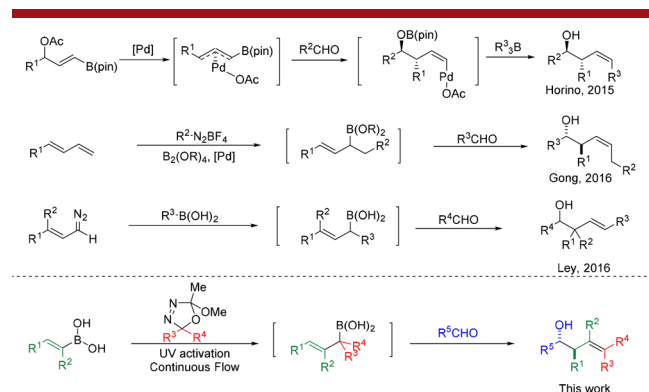


Figure 1. Selected examples of homoallylic alcohol synthesis via allylboronate intermediate.

Pioneering research by Warkentin et al. disclosed that under UV radiation around 300 nm, 1,3,4-oxadiazolines undergo a photolysis process to give diazo compounds, many of which were not easily accessible via conventional diazo precursors such as hydrazones.⁶ Our recent work has revealed that these reactive nonstabilized diazo compounds generated via this pathway readily undergo C(sp²)-C(sp³) cross-coupling reactions with arylboronic acids (Figure 2).⁷ We anticipated

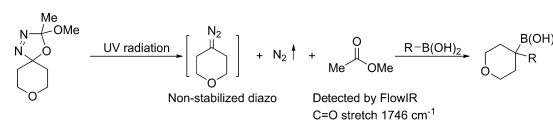


Figure 2. Nonstabilized diazo compound generated via UV activation of oxadiazoline, and their subsequent trap with boronic acid.

that a similar strategy could be applied to vinylboronic acids to generate highly substituted allylboronic acids in situ, and subsequently to afford functionalized homoallylic alcohol by a reaction with aldehydes.

To avoid potential buildup of hazardous quantities of diazo compounds, we commenced the investigation by irradiating a combination of oxadiazoline precursor (**2**) with styrylboronic acid (in equilibrium with boroxine)⁸ and 4-chlorobenzaldehyde using a flow reactor fitted with a UV irradiation source.⁹ As solvent, we used cyclopentylmethyl ether (CPME) as a greener alternative to tetrahydrofuran.¹⁰ Pleasingly, the first reaction gave a 42% yield of the desired product (**4a**) with the

Received: September 11, 2018

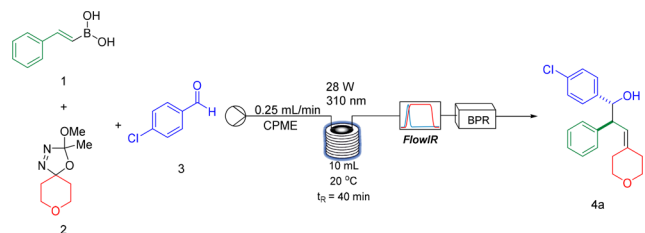
Published: October 1, 2018

lamp power of 9 W (Table 1, entry 1). An improved yield of 82% was obtained by increasing the power of the lamp to 28 W

Table 1. Optimization of the Three-Component Synthesis of Multisubstituted Homoallylic Alcohol^a

entry	solvent	lamp power (W)	temp (°C)	time (min)	yield (%)
1	CPME	9	20	40	42
2	CPME	28	20	40	82 (79) ^b
3 ^c	CPME	28	20	40	78
4 ^d	CPME	28	20	40	50
5	CH ₂ Cl ₂ ^e	28	20	40	0
6	2-MeTHF	28	20	40	43
7	CPME	28	20	80	80
8	CPME	28	20	20	51
9	CPME	28	30	40	75
10	CPME	28	10	40	37

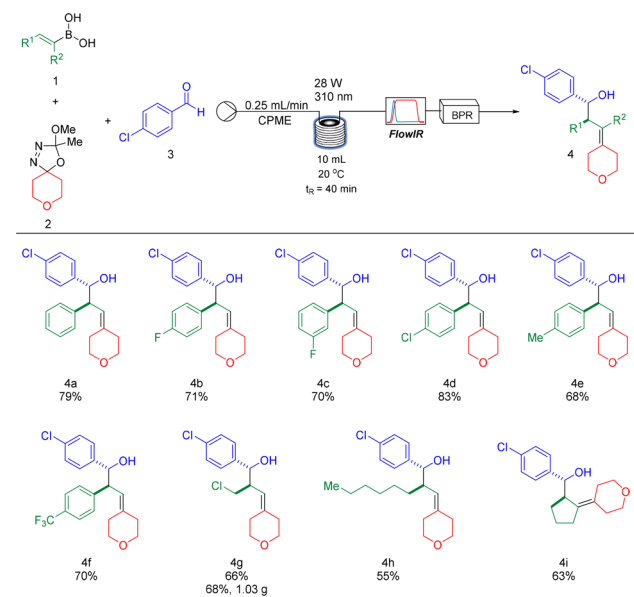
^aReaction conditions: Styrylboronic acid (1.5 equiv, 0.075 M), oxadiazoline (1.5 equiv, 0.075 M), aldehyde (1.0 equiv, 0.05 M). NMR yield with 1,3,5-trimethoxybenzene as an internal standard. ^bIsolated yield. ^cWith styrylboronic acid (2.0 equiv, 0.1 M) and oxadiazoline (2.0 equiv, 0.1 M). ^dWith styrylboronic acid (1.0 equiv, 0.05 M) and oxadiazoline (1.0 equiv, 0.05 M). ^e20 mol % of DIPEA was added to assist solubilizing the boronic acid.



(entry 2). Varying the ratio of starting materials does not lead to any higher yield improvements (entry 3, 4). Different solvents were examined such as 2-methyltetrahydrofuran or dichloromethane, which gave poorer results (entry 5, 6). Adjusting reaction time showed that 40 min irradiation time was sufficient to complete the reaction (entry 7, 8). Increasing the reaction temperature to 30 °C resulted in slight loss of yield while cooling the reaction coil to 10 °C drastically reduced the yield of product to 37% (entry 9, 10). It is also worth noting that no trace of the other diastereoisomers were observed throughout the optimization process, with diastereoselectivity above 25:1 in all cases (for X-ray crystal structure of the reaction product, see Supporting Information).

With the optimal conditions in hand, we moved on to explore the scope of the method. A range of alkenyl boronic acids were well tolerated (Scheme 1). Styrylboronic acids represented by derivatives with different substitution of the benzene ring, all gave good yields of the corresponding homoallylic alcohols (4a–4f). It is worth noting that 4-trifluoromethyl-styrylboronic acid offered little difference in reactivity, providing 70% yield (4f). Alkylvinyl boronic acids were tolerated under these conditions, producing the products in acceptable yields (4g and 4h). Cyclopentenyl boronic acid showed comparable reactivity, generating product 4i in 63% yield. A gram-scale reaction was executed with chloromethylvinylboronic acid, which afforded 1.03 g of the targeted product with a consistent yield of 68%, thus demonstrating the robustness of this method.

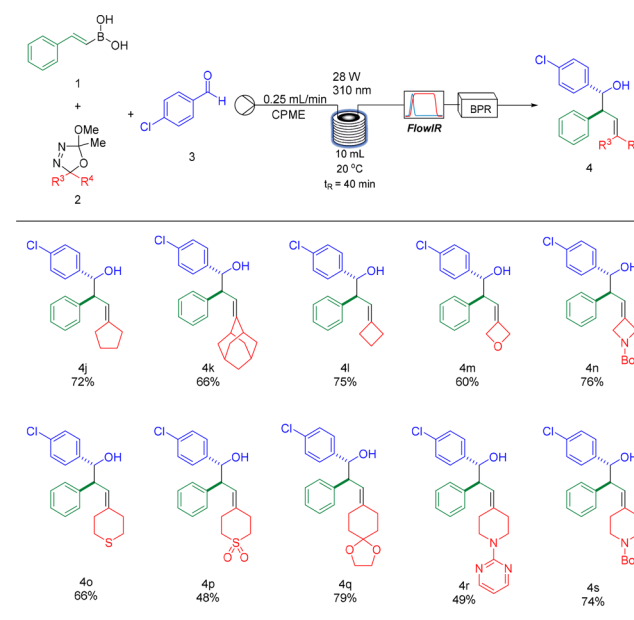
Scheme 1. Preparation of Multisubstituted Homoallylic Alcohols Using Various Vinyl Boronic Acids 1^a



^aReaction conditions: 1 (1.5 equiv), 2 (1.5 equiv), 3 (1.0 equiv), 0.05 M. Isolated yields.

A variety of side chain substituents on the allylboronic acid intermediates were accomplished through the installation of the functionalized diazo compounds formed from various oxadiazolines precursors. Several oxadiazolines were prepared and examined (Scheme 2). Alkyl groups, including cyclopentyl and highly hindered adamantyl groups all afforded good yields (4j and 4k). Small-ring groups such as cyclobutyl, oxetanyl and azetidyl groups, were tolerated without reduction in yield (4l–4n), demonstrating the mild nature of the reaction conditions.

Scheme 2. Preparation of Multisubstituted Homoallylic Alcohols Using Various Oxadiazolines 2^a

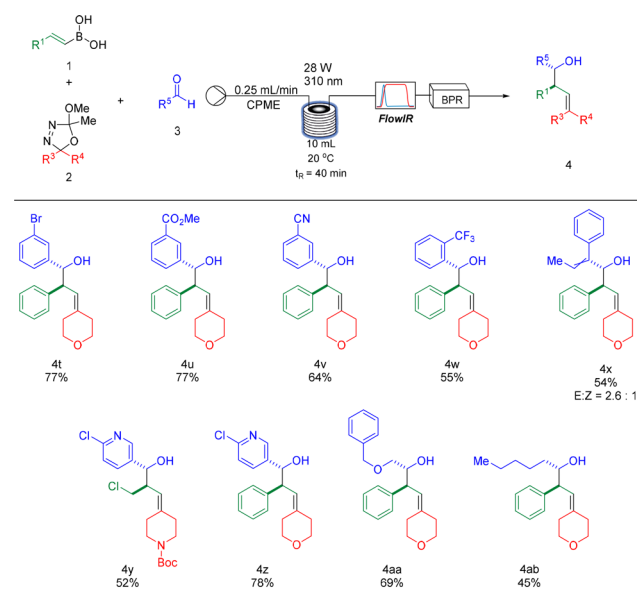


^aReaction conditions: 1 (1.5 equiv), 2 (1.5 equiv), 3 (1.0 equiv), 0.05 M. Isolated yields.

Of the remaining substrates, both sulfide and sulfone were acceptable substrates (**4o** and **4p**), as well as the cyclohexyldioxolane compound (**4q**). Nitrogen containing functional groups featuring the *N*-pyrimidinylpiperidyl motif (**4r**) or *N*-boc piperidyl group (**4s**) were also incorporated efficiently, generating the related homoallylic alcohol products in 49% and 74% yields, respectively.

Next, we evaluated a diverse series of aldehydes as coupling partners (Scheme 3). Among these substituted aromatic

Scheme 3. Preparation of Multisubstituted Homoallylic Alcohols Using Various Aldehydes 3^a

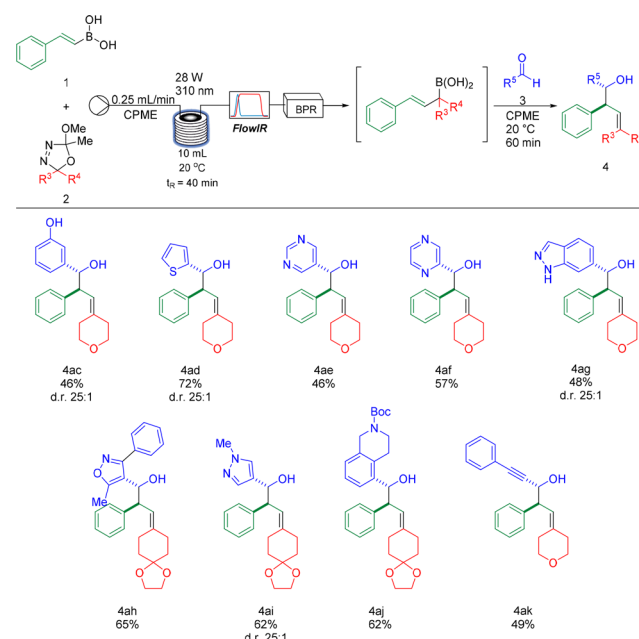


^aReaction conditions: **1** (1.5 equiv), **2** (1.5 equiv), **3** (1.0 equiv), 0.05 M. Isolated yields.

aldehydes, such as bromide (**4t**), ester (**4u**) and nitrile (**4v**) all proved tolerant to the reaction conditions. A particularly notable example was the use of 2-trifluoromethyl benzaldehyde, bearing both a strong electron-withdrawing group and a steric hindered substituent delivered a 55% of product **4w**. Reactive α,β -unsaturated aldehyde showed a similar result and gave 54% yield of product **4x**. Different reaction partners with 2-chloropyridyl aldehyde also generated the corresponding homoallylic alcohol in good yields (**4y** and **4z**). Aliphatic aldehydes, although distinctively different electronically compared to aromatic derivatives, all reacted effectively. The examples included were benzoxyacetaldehyde and hexanal, both of which occurred in high yields (**4aa** and **4ab**).

While the broad range of substrates listed above have demonstrated the versatility of the methodology, compounds with strong 310 nm UV absorption bands could arguably affect the activation of oxadiazoline precursors. To address this problem, the reaction conditions were reassessed where we found a two-step approach to be optimal (Scheme 4). The reaction mixture containing vinylboronic acids was converted to the homoallylic precursor in the first step, and then subsequently reacted with the aldehydes coupling partner in a separate flask. This new approach substantially increases the diversity of the method. In addition to phenol substrate (**4ac**), other examples include several heterocyclic substrates such as thiophene (**4ad**), pyrimidine (**4ae**), pyrazine (**4af**), indazole

Scheme 4. Preparation of Multisubstituted Homoallylic Alcohols Using Various Aldehydes 3^a

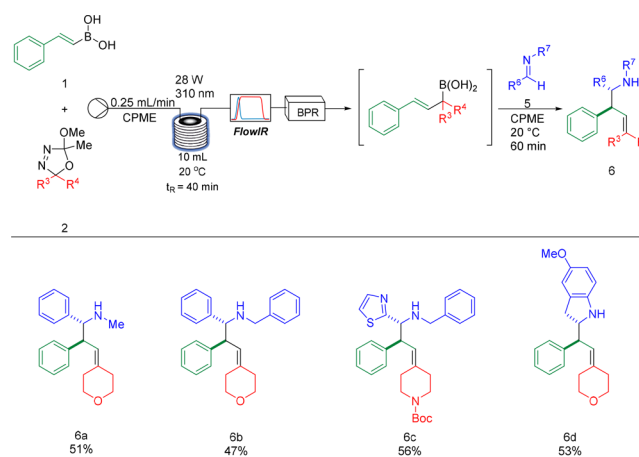


^aReaction conditions: **1** (1.5 equiv), **2** (1.5 equiv), 0.075 M; then **3** (1.0 equiv), 0.05 M. Isolated yields.

(**4ag**), isoxazole (**4ah**), and pyrazole (**4ai**), as well as tetrahydroisoquinoline (**4aj**) and propargyl aldehyde (**4ak**).

Additionally, incorporation of imine substrates¹¹ and indoles¹² further expand the reaction scope, producing homoallylic amines as primary products (Scheme 5, **6a–6d**).

Scheme 5. Preparation of Multisubstituted Homoallylic Amines Using Various Imines and Indole 5^a



^aReaction conditions: **1** (1.5 equiv), **2** (1.5 equiv), 0.075 M; then **5** (1.0 equiv), 0.05 M. Isolated yields.

In conclusion, we report a new synthetic method toward polyfunctionalized homoallylic alcohols, with oxadiazolines as robust and efficient diazo precursors. The methodology utilized CPME as solvent and required no catalysts nor additives. The procedure was straightforward and was exemplified by a broad range of functional group tolerance in all reaction partners.

■ ASSOCIATED CONTENT

Supporting Information

The Supporting Information is available free of charge on the ACS Publications website at DOI: [10.1021/acs.orglett.8b02907](https://doi.org/10.1021/acs.orglett.8b02907).

Details of experimental procedure, compound characterization data and NMR spectra (PDF)

Accession Codes

CCDC 1867078 contains the supplementary crystallographic data for this paper. These data can be obtained free of charge via www.ccdc.cam.ac.uk/data_request/cif, or by emailing data_request@ccdc.cam.ac.uk, or by contacting The Cambridge Crystallographic Data Centre, 12 Union Road, Cambridge CB2 1EZ, UK; fax: +44 1223 336033.

■ AUTHOR INFORMATION

Corresponding Author

*E-mail: svl1000@cam.ac.uk.

ORCID

Yiding Chen: 0000-0001-6932-9005

Patrick Pasau: 0000-0002-1777-7911

Steven V. Ley: 0000-0002-7816-0042

Notes

The authors declare the following competing financial interest(s): D.C.B. is an employee and stockholder of Pfizer Inc.

Additional data related to this publication is available at the University of Cambridge Institutional Data Repository, <https://doi.org/10.17863/CAM.26434>.

■ ACKNOWLEDGMENTS

We thank Vapourtec Ltd and Duncan Guthrie for the generous loan of a flow UV reactor. The X-ray crystal structure was determined by Dr. Andrew D. Bond (University of Cambridge). Y. C. thanks Pfizer for funding the postdoctoral fellowship. The authors also gratefully acknowledge financial support from EPSRC (SVL; grant codes EP/K009494/1, EP/K039520/1 and EP/M004120/1) and H2020-FETOPEN-2016-2017 programme of European commission (SVL; grant agreement number: 737266-ONE FLOW).

■ REFERENCES

- (1) (a) Sedgwick, D. M.; Grayson, M. N.; Fustero, S.; Barrio, P. *Synthesis* **2018**, 50, 1935–1957. (b) Canterbury, D. P.; Micalizio, G. C. *J. Am. Chem. Soc.* **2010**, 132, 7602–7604.
- (2) (a) Komeyama, K.; Sakiyama, S.; Iwashita, K.; Osaka, I.; Takaki, K. *Beilstein J. Org. Chem.* **2018**, 14, 1413–1420. (b) Chen, M.; Wei, Y.; Shi, M. *Org. Chem. Front.* **2018**, 5, 2030–2034. (c) Tietze, L. F.; Kinzel, T.; Brazel, C. C. *Acc. Chem. Res.* **2009**, 42, 367–378. (d) Denmark, S. E.; Weber, E. J. *Helv. Chim. Acta* **1983**, 66, 1655–1660.
- (3) (a) Hoffmann, R. W. *Pure Appl. Chem.* **1988**, 60, 123–130. (b) Raducan, M.; Alam, R.; Szabó, K. J. *Angew. Chem., Int. Ed.* **2012**, 51, 13050–13053. (c) Alam, R.; Vollgraff, T.; Eriksson, L.; Szabó, K. J. *J. Am. Chem. Soc.* **2015**, 137, 11262–11265.
- (4) (a) Diner, C.; Szabó, K. J. *J. Am. Chem. Soc.* **2017**, 139, 2–14. (b) Kischkewitz, M.; Gerleve, C.; Studer, A. *Org. Lett.* **2018**, 20, 3666–3669. (c) In *Boronic Acids*; Wiley: Weinheim. (d) Ryoto, K.; Sota, A.; Hajime, I. *Angew. Chem., Int. Ed.* **2018**, 57, 7196–7199.
- (5) (a) Horino, Y.; Aimonio, A.; Abe, H. *Org. Lett.* **2015**, 17, 2824–2827. (b) Tao, Z. L.; Adili, A.; Shen, H. C.; Han, Z. Y.; Gong, L. Z.

Angew. Chem., Int. Ed. **2016**, 55, 4322–4326. (c) Battilocchio, C.; Feist, F.; Hafner, A.; Simon, M.; Tran, D. N.; Allwood, D. M.; Blakemore, D. C.; Ley, S. V. *Nat. Chem.* **2016**, 8, 360.

(6) (a) Majchrzak, M. W.; Bekhazi, M.; Tse-Sheepy, I.; Warkentin, J. *J. Org. Chem.* **1989**, 54, 1842–1845. (b) Pezacki, J. P.; Wagner, B. D.; Lew, C. S. Q.; Warkentin, J.; Luszyk, J. *J. Am. Chem. Soc.* **1997**, 119, 1789–1790. (c) Warkentin, J.; Woollard, J. M. R. *Can. J. Chem.* **1997**, 75, 289–307.

(7) Greb, A.; Poh, J.-S.; Greed, S.; Battilocchio, C.; Pasau, P.; Blakemore, D. C.; Ley, S. V. *Angew. Chem., Int. Ed.* **2017**, 56, 16602–16605.

(8) Bomio, C.; Kabeshov, M. A.; Lit, A. R.; Lau, S.-H.; Ehlert, J.; Battilocchio, C.; Ley, S. V. *Chem. Sci.* **2017**, 8, 6071–6075.

(9) (a) Porta, R.; Benaglia, M.; Puglisi, A. *Org. Process Res. Dev.* **2016**, 20, 2–25. (b) Yuanhai, S.; W, S. N. J.; Volker, H.; Timothy, N. *Chem. - Eur. J.* **2014**, 20, 10562–10589.

(10) Watanabe, K.; Yamagiwa, N.; Torisawa, Y. *Org. Process Res. Dev.* **2007**, 11, 251–258.

(11) (a) Alam, R.; Das, A.; Huang, G.; Eriksson, L.; Himo, F.; Szabó, K. J. *Chem. Sci.* **2014**, 5, 2732–2738. (b) Ou, X.; Labes, R.; Battilocchio, C.; Ley, S. V. *Org. Biomol. Chem.* **2018**, 16, 6652.

(12) Alam, R.; Diner, C.; Jonker, S.; Eriksson, L.; Szabó, K. J. *Angew. Chem., Int. Ed.* **2016**, 55, 14417–14421.