

Zitierweise:

Internationale Ausgabe: doi.org/10.1002/anie.202203176

Deutsche Ausgabe: doi.org/10.1002/ange.202203176

An Integrated Carbon Nitride-Nickel Photocatalyst for the Amination of Aryl Halides Using Sodium Azide

Arjun Vijeta, Carla Casadevall, and Erwin Reisner*

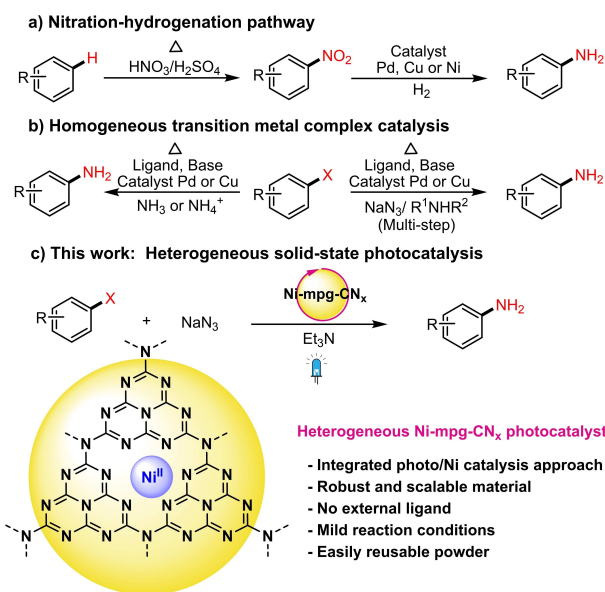
Abstract: The synthesis of primary anilines via sustainable methods remains a challenge in organic synthesis. We report a photocatalytic protocol for the selective synthesis of primary anilines via cross-coupling of a wide range of aryl/heteroaryl halides with sodium azide using a photocatalyst powder consisting of nickel(II) deposited on mesoporous carbon nitride (Ni-mpg-CN_x). This heterogeneous photocatalyst contains a high surface area with a visible light-absorbing and adaptive “built-in” solid-state ligand for the integrated catalytic Ni site. The method displays a high functional group tolerance, requires mild reaction conditions, and benefits from easy recovery and reuse of the photocatalyst powder. Thereby, it overcomes the need of complex ligand scaffolds required in homogeneous catalysis, precious metals and elevated temperatures/pressures in existing protocols of primary anilines synthesis. The reported heterogeneous Ni-mpg-CN_x holds potential for applications in the academic and industrial synthesis of anilines and exploration of other photocatalytic transformations.

Anilines are ubiquitous motifs in pharmaceuticals, natural products, dyes, agrochemicals and functional materials,^[1,2] resulting in a persistent demand for simple, selective, and green methods for their preparation. Traditionally, primary anilines are synthesized by a “nitration-hydrogenation pathway”, but this method produces large amounts of environmentally toxic waste and suffers from functional group incompatibilities due to its harsh experimental conditions (Scheme 1a).^[3] Alternatively, complex and sensitive primary anilines can be prepared by homogeneous transition metal catalysis such as palladium-catalyzed (Hartwig-Buchwald and Chan-Lam) and copper catalyzed (Ullmann) cross-coupling reactions of aryl halides with ammonia/ammonium salts (Scheme 1b).^[4–8] These direct cross-coupling approaches have already become important laboratory methods, but the requirement of air-sensitive metal complexes

and synthetically demanding ligand systems, strong base and elevated temperature (>80 °C) make them less desirable. In addition, the non-recyclability and instability of these molecular catalysts limit the practical use at scale.

The direct utilization of ammonia in these methods is another challenge and includes limitations from (i) catalyst poisoning by ammonia-induced displacement of ancillary ligands from the metal complex, (ii) uncontrolled multi-arylation arising from the competition of the reactive aniline product versus ammonia as a contending amine source and (iii) the requirement of significant ammonia pressure (3–4 bars).^[9,10] Other amine sources such as azides, silyl amines, imines and amides have been employed as alternatives, but the resulting coupling products often require thermal activation and/or an additional reaction step (cleavage or reduction) to release the free anilines while also producing unwanted side products.^[11–15] Hence, there is considerable interest for simple, scalable and sustainable approaches for primary aniline synthesis.

Photocatalysis, especially in combination with transition metal catalysis (dual catalysis), is emerging as an energy-efficient and sustainable strategy for chemical synthesis under mild conditions. It has been extensively studied for the synthesis of secondary or tertiary anilines,^[16–19] but is underexplored for the preparation of primary anilines. The rare reports include direct oxidative coupling of electron



Scheme 1. Methods for primary aniline synthesis.

[*] A. Vijeta, Dr. C. Casadevall, Prof. E. Reisner
Yusuf Hamied Department of Chemistry,
University of Cambridge
Cambridge CB2 1EW (UK)
E-mail: reisner@ch.cam.ac.uk

© 2022 The Authors. Angewandte Chemie published by Wiley-VCH GmbH. This is an open access article under the terms of the Creative Commons Attribution License, which permits use, distribution and reproduction in any medium, provided the original work is properly cited.

rich arenes with ammonia or ammonium salts by employing strongly oxidizing photocatalysts, such as acridinium salts or quinolinium ions based molecular catalysts and boron carbon nitride semiconductor.^[20–23] These methods feature mild reaction conditions with reduced waste generation, but their scope is limited to electron-rich anilines affording only moderate yields with compromised regioselectivity. Recently, an alternative pathway presenting condensation of ammonia with cyclohexyl ketones, followed by dehydrogenation using an Ir-photosensitizer and a Co-catalyst to generate primary anilines has been reported, but the method relies on the availability of the cyclohexyl ketones.^[24] The development of a photocatalytic method to access electron-deficient primary anilines still remains a challenge.

Herein, we report a simple and efficient photocatalytic method for the cross-coupling of aryl halides with sodium azide to prepare primary anilines under mild conditions (Scheme 1c). The method employs Ni-deposited mesoporous carbon nitride (Ni-mpg-CN_x) as an integrated heterogeneous photocatalyst, displays broad substrate scope and represents the first fully heterogeneous photocatalytic system for the synthesis of primary anilines. Reactivity and kinetic studies as well as density functional theory (DFT) calculations are reported to provide mechanistic insights into the function of Ni-mpg-CN_x.

Graphitic carbon nitride (CN_x) is an emerging material in organic photocatalysis, which can be attributed to its inexpensive, robust and easy/scalable synthesis alongside the tunable optical properties.^[25–28] The heterogeneous nature of CN_x allow easy isolation and reuse, which is a significant advantage over homogeneous photocatalysts.^[29–32] To overcome associated challenges of the use of CN_x in dual catalysis with molecular co-catalysts, e.g., with Ni polypyridyl complexes,^[33–37] we and others have recently introduced Ni-deposited carbon nitride as a fully heterogeneous photo-

catalytic system to perform C–O cross-coupling reactions.^[38,39] Ni-mpg-CN_x has been synthesized and characterized according to a previously reported procedure and details are presented in the Supporting Information (see Figures S1–S4 for transmission electron microscopy (TEM), powder X-ray diffraction, attenuated total reflectance infrared and UV/Vis spectroscopy).^[39] Inductively coupled plasma optical emission spectrometry (ICP-OES) confirmed that 5.9 wt.% of Ni was deposited on the mpg-CN_x (Table S1).

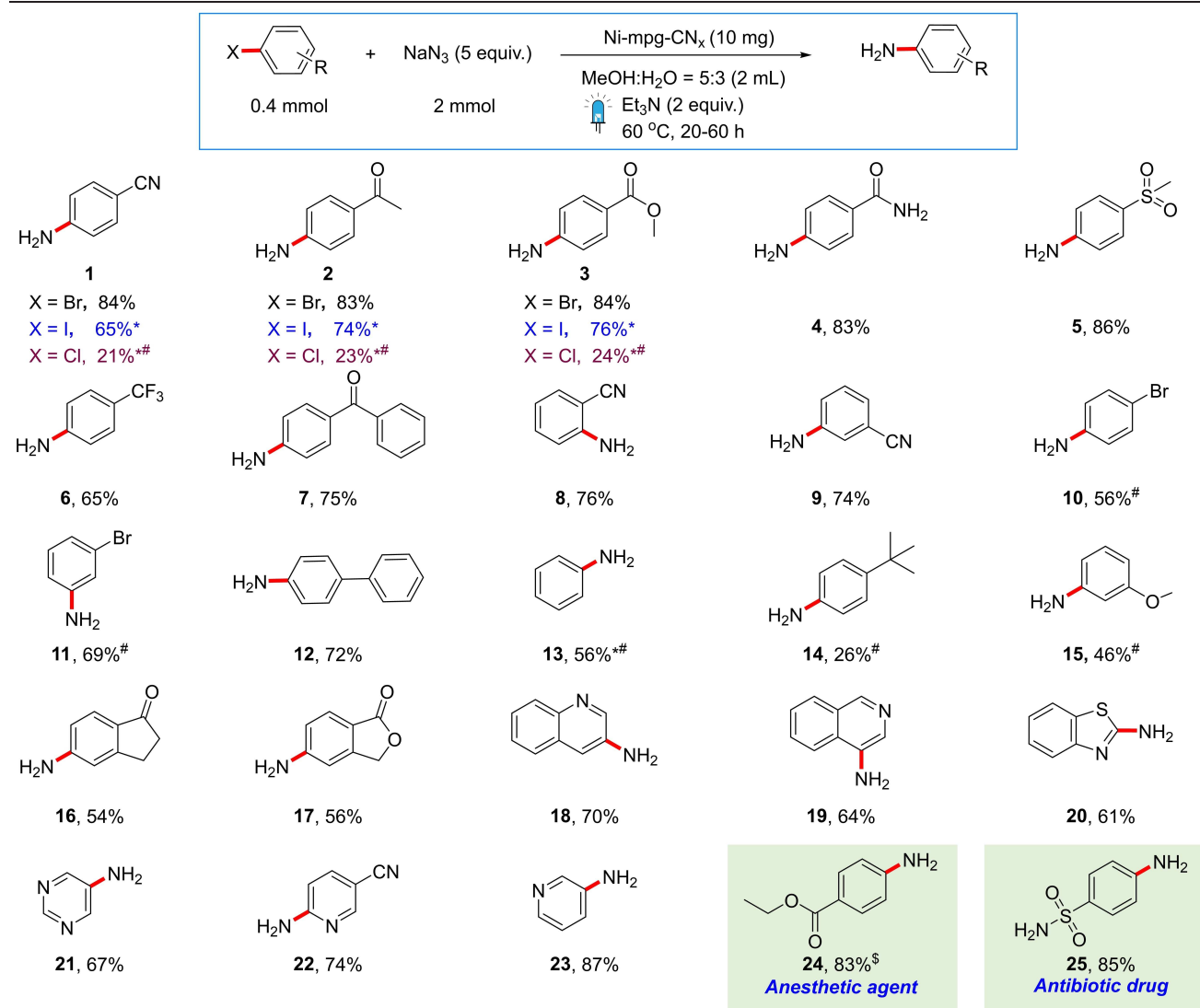
The amination was first performed with 4-bromobenzonitrile as a model substrate and sodium azide as the amine source under visible light irradiation with the Ni-mpg-CN_x powder. Different solvents, bases, temperatures, concentrations of substrates and photocatalyst (Table S2–S6) were studied and the optimized conditions are given in Table 1 (entry 1). The desired aniline product **1** was obtained in 88 % yield upon irradiating (LED, $\lambda = 447 \pm 20$ nm, 2.4 W at 700 mA) for 24 h,^[40] using a methanol:water (5:3) mixture containing triethyl amine as a base/electron donor under N₂ at 60 °C. Only minor amounts of the dehalogenated product **1a**, the corresponding phenol **1b** and solvent coupled aryl ether product **1c** were observed as side products.

Investigation of other Ni-deposited CN_x materials with similar optical and electronic properties (see Supporting Information for details), but decreased surface area, showed a significantly lower yield of **1** under comparable conditions (Table 1, entries 2, 3).^[41] Moreover, higher selectivity for **1a** was observed with Ni-doped cyanamide functionalized carbon nitride (Ni-^{NCN}CN_x), indicating the specific structural environment alongside a high surface area is contributing to the better performance of Ni-mpg-CN_x to generate **1**.^[42,43] Performing the reaction with mpg-CN_x and separate addition of NiCl₂ for the in situ formation of Ni-mpg-CN_x resulted in good activity and only a 20 % decrease in

Table 1: Standard conditions and control experiments for photocatalytic amination.^[a]

Entry	Deviation	Conversion [%]	1 [%]	1a [%]	1b [%]	1c [%]
1	none	> 99	88 (84) ^[b]	5	5	traces
2	Ni-CN _x	20	16	traces	traces	n.d. ^[c]
3	Ni- ^{NCN} CN _x	27	5	21	traces	n.d.
4	mpg-CN _x + 5 wt % NiCl ₂ ^[d]	82	63	12	5	n.d.
5	mpg-CN _x + 1 wt % NiCl ₂	80	60	12	5	traces
6	No Ni-mpg-CN _x	n.d.	n.d.	n.d.	n.d.	n.d.
7	No mpg-CN _x	n.d.	n.d.	n.d.	n.d.	n.d.
8	No NiCl ₂	12	5	5	traces	traces
9	No light	n.d.	n.d.	n.d.	n.d.	n.d.
10	No Et ₃ N	27	17	< 5	6	n.d.
11	MeCN:H ₂ O (5:3); no donor	2	traces	traces	n.d.	n.d.
12	MeCN:H ₂ O (5:3)	53	41	8	< 5	n.d.

[a] Conditions: 4-bromobenzonitrile (0.4 mmol), Ni-mpg-CN_x (10 mg), NaN₃ (2 mmol), Et₃N (0.8 mmol) in 2 mL methanol:water (5:3) after 24 h irradiation ($\lambda = 447 \pm 20$ nm) at 60 °C under N₂. Yields determined by ¹H NMR spectroscopy using 1,3,5-trimethoxybenzene as internal standard, except for [b], where the value in bracket shows isolated yield. [c] n.d. = not detected. [d] NiCl₂ wt.% refers to the weight percentage of mpg-CN_x.

Table 2: Substrate scope of photocatalytic amination.^[a]

[a] Isolated yields given. * NMR yields, [#] reaction incomplete after 60 h and [§] ethanol instead of methanol used in solvent mixture.

conversion yield (Table 1, entries 4, 5).^[39] Exclusion control experiments confirmed the necessity of all components (Table 1, entries 6–10). The significant yield of **1** (17%) in the absence of triethylamine can be explained by the strongly oxidizing nature of CN_x, which is sufficient to oxidize the solvent methanol (potential of mpg-CN_x valence band = +1.7 V vs. SHE; conduction band = −1.0 V, and methanol E_{ox} = +1.54 V).^[27,44] This interpretation is supported by replacing methanol by acetonitrile (an inert solvent) in the absence/presence of triethylamine (entries 11, 12, Table 1).

After optimizing the conditions, amination scope with various aryl and heteroaryl bromides was examined (Table 2). The reaction was amenable to several *para*-substituted electron-withdrawing groups, including nitrile, ketone, ester, amide, sulfone and trifluoromethyl groups and resulted in good to excellent yields (65–86%) of aniline products (**1–7**). These electron deficient primary anilines

were not accessible with the previously reported photocatalytic methods.^[21,24] Moreover, thermal primary aniline synthesis using ammonia, which often requires strong inorganic bases, displays either no reactivity or compromised yield with base sensitive functional groups such as esters, amides and nitriles.^[45,46] The *ortho*- and *meta*-nitrile substituted anilines **8,9** were also synthesizable with 74–76% yield. Selective formation of monosubstituted anilines **10,11** was observed starting from dibromoarenes, as the electron-rich nature of the products was unfavorable to further amination. In general, the synthesis of electron-withdrawing substituted anilines was preferred, although amination of aryl bromides with electron-neutral and electron-donating groups (**12–15**) was also achieved with slower kinetics and incomplete conversion (even after 60 h). Furthermore, the reaction showed good to excellent reactivity towards bromo heteroarenes, including indanone, phthalide, quinoline, isoquinoline, benzothiazole and

pyridine derivatives, resulting in anilines **16–23**. The reaction could also be used for the synthesis of valuable pharmaceutical compounds, including benzocaine **24** and sulfanilamide **25**.^[47,48]

Application to other aryl halides, including aryl iodides and chlorides, was also feasible for the coupling reaction. Although iodoarenes led to a significantly higher yield for the dehalogenated product (up to 20 % yield), anilines (**1–3**) could be obtained in moderate to good yields. Furthermore, the reaction kinetics was drastically affected by the stronger C–Cl bond, a common trend observed in Ni-catalysis, resulting in less than 25 % yield of the product (**1–3**).^[35]

The Ni-mpg-CN_x powder allowed simple reuse of the photocatalyst (Figure 1a, b; Supporting Information Figure S5). After completion of the cross-coupling reaction between 4-bromobenzonitrile and sodium azide (24 h), the photocatalyst powder was recovered by centrifugation. The recovered material was reused for several further photocatalytic cycles, each lasting 24 h, to generate coupling product **1** without any extra loading of catalytic components (Ni or mpg-CN_x). Although a gradual decrease in activity was observed, 75 % of aniline **1** was still obtained after the 4th cycle. This result can be rationalized by the gradual leaching of Ni from the material (quantified by ICP-OES) after each cycle (i.e., 4.2 % of total deposited Ni leached after the 1st cycle and overall 17.6 % after the 4th cycle, Table S1), which also resulted in a darker recovered material, potentially due to formation of small Ni aggregates as observed by high-angle annular dark-field scanning transmission electron microscopy (HAADF-STEM) (Figure 1b).^[33,38] The leached Ni is suggested to be inactive according to photocatalytic reactivity studies performed in the presence of metallic Hg, additional NiCl₂ and excess ethylenediaminetetraacetic acid (EDTA) (Figure 1c). No

change in reaction rate was observed upon addition of Hg⁰ (>2000 equiv), which can poison catalytic Ni particles by the formation of an amalgam, suggesting that colloidal Ni, if formed, is not the active species.^[49] The oxidative addition of the substrate to Ni has been reported as the rate determining step,^[39] and the presence of more active Ni species should enhance the coupling rate. However, addition of external NiCl₂ resulted in the same reaction rate as under standard conditions, suggesting that only the deposited Ni is active. Moreover, when the starting Ni-mpg-CN_x was mixed with a chelating agent such as EDTA all Ni (deposited and soluble) was sequestered by the EDTA as confirmed by ICP-OES (Table S1), preventing any catalytic reaction to proceed. The experiments support that the deposited cationic Ni sites on the mpg-CN_x matrix are responsible for the catalytic reaction. The easy isolation and reuse of the material shows potential for sustainable and cost-effective primary anilines preparation.

Next, to understand the mechanism (Scheme 2), reactivity, kinetic and DFT studies were performed. An aryl azide intermediate can be expected in the coupling reaction, but it was not observed by analyzing the reaction crude by ¹H NMR spectroscopy (Figure S6). Thus, experiments were performed with 4-azidobenzonitrile as the substrate under various conditions to investigate the potential role of azide as an amine source. A yield of 93 % was obtained for the reduced aniline **1** under standard conditions (without sodium azide), and only 4 % of **1** in the absence of light (Table S7). This indicates that photoredox-mediated azide

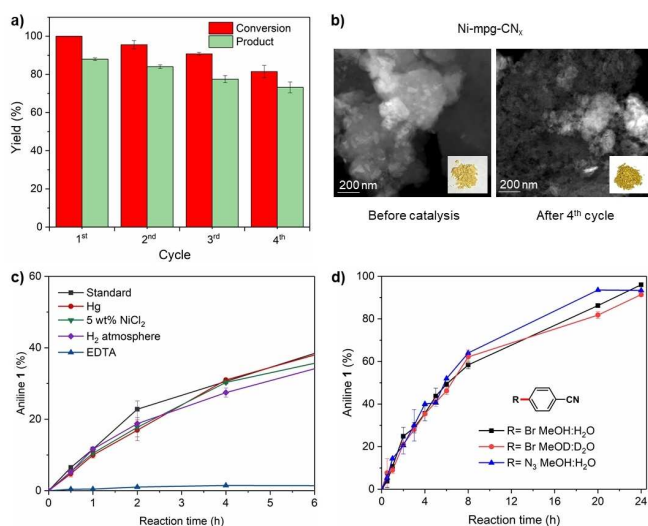
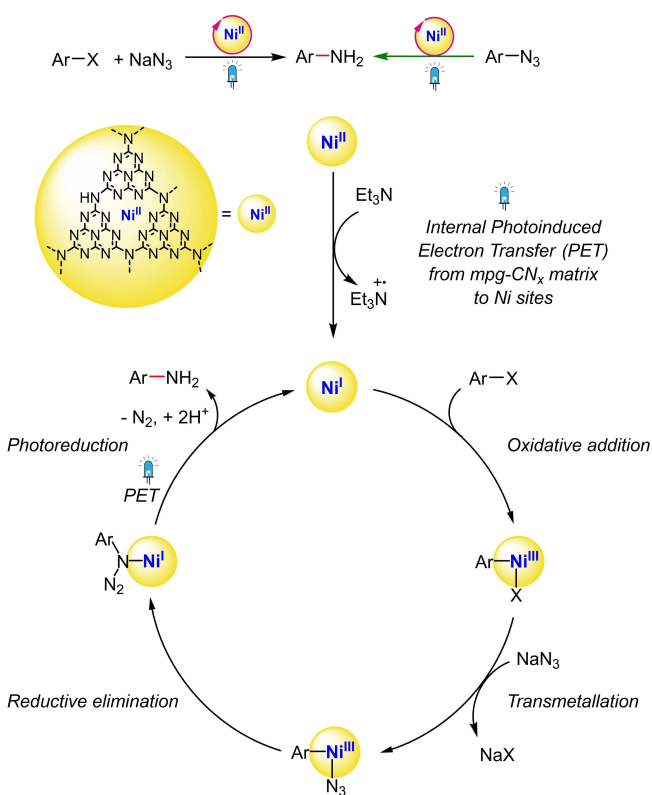


Figure 1. a) Recycling experiment performed under standard condition for 24 hours. b) HAADF-STEM images and color (inset) of Ni-mpg-CN_x before catalysis and after the 4th cycle. c) Reactivity studies under different conditions. d) Kinetics of photocatalytic amination in different conditions, NaN₃ has not been used with 4-azidobenzonitrile (blue trace). Yields determined by ¹H NMR spectroscopy.



Scheme 2. Proposed mechanism of photocatalytic amination reaction.

to amine reduction is efficient, which is consistent with a previous report using a Ru based photocatalyst.^[50,51] Kinetic studies starting with either 4-bromobenzonitrile and 4-azidobenzonitrile revealed the same rates of primary aryl amine **1** formation (Figure 1), which supports that a 4-azidobenzonitrile intermediate would not accumulate in the coupling reaction.

On the basis of mechanistic studies, which are supported by DFT calculations at the B3LYP/6-31G**/B3LYP/cc-pVTZ level of theory (see Supporting Information), and previous reports, we tentatively propose the catalytic cycle as shown in Scheme 2.^[39,51–53] Visible light irradiation of Ni-mpg-CN_x generates a photoexcited electron-hole pair. The photogenerated holes in the valence band are quenched by triethylamine. Simultaneously, the photoexcited electrons are transferred from mpg-CN_x matrix to the deposited Ni^{II} center to generate a Ni^I species. The formation of Ni⁰ upon consecutive reduction by mpg-CN_x is thermodynamically and kinetically less favorable (see DFT calculations in Supporting Information), although the involvement of a Ni^{0/II} cycle has also been discussed previously.^[35,54] Then, an oxidative addition of the aryl halide is thermodynamically feasible (ΔG by DFT = 1.7 kcal mol⁻¹) generating a Ni^{III} species. This is followed by transmetalation generating a Ni^{III}-azide intermediate. The intermediate undergoes reductive elimination to generate Ni^I species coordinated with the aryl azide. Finally, a selective photoreduction occurs generating the aniline product and thus, the cycle completes. A speculative mechanism based on DFT calculations for the photoreduction step to generate a selective aniline is presented in the Supporting Information.

In conclusion, we report Ni-mpg-CN_x as an integrated heterogeneous photocatalyst for visible-light driven synthesis of primary anilines by cross-coupling of aryl halides with NaN₃ as the amine source in the presence of an electron donor. The presented system demonstrates a broad substrate scope including aryl and heteroaryl bromides with substantial functional group tolerance. Additionally, the heterogeneous Ni-mpg-CN_x material is easily recovered from the reaction mixture and has been reused several times with only some loss in the activity. Kinetic studies and DFT calculations suggest Ni-mpg-CN_x also facilitates the reduction of aryl azide to selectively yield the primary anilines. We anticipate that this fully heterogeneous aniline synthesis protocol has potential for use in academic research and industry and that the Ni-mpg-CN_x photocatalyst holds promise in organic photocatalytic reactions.

Acknowledgements

We thank the financial support from the Cambridge Trust and Science and Engineering Research Board (SERB, India), OMV, UKRI Cambridge Creative Circular Plastics Centre (grant EP/S025308/1) and the European Commission for a Marie Skłodowska-Curie Individual Fellowship (890745-SmArtC). Dr. Erwin Lam and Ava Lage are acknowledged for helpful discussions.

Conflict of Interest

The authors declare no conflict of interest.

Data Availability Statement

Raw data related to this article are available at the University of Cambridge data repository: <https://doi.org/10.17863/CAM.82740>

Keywords: Carbon Nitride · Green Chemistry · Heterogeneous Catalysis · Organic Synthesis · Photocatalysis

- [1] P. Ruiz-Castillo, S. L. Buchwald, *Chem. Rev.* **2016**, *116*, 12564–12649.
- [2] T. Kahl, K.-W. Schröder, F. R. Lawrence, W. J. Marshall, H. Höke, R. Jäckh, *Ullmann's Encyclopedia of Industrial Chemistry*, Wiley-VCH, Weinheim, **2011**, pp. 465–478.
- [3] R. S. Downing, P. J. Kunkeler, H. van Bekkum, *Catal. Today* **1997**, *37*, 121–136.
- [4] R. Dorel, C. P. Grugel, A. M. Haydl, *Angew. Chem. Int. Ed.* **2019**, *58*, 17118–17129; *Angew. Chem.* **2019**, *131*, 17276–17287.
- [5] C. Sambigiato, S. P. Marsden, A. J. Blacker, P. C. McGowan, *Chem. Soc. Rev.* **2014**, *43*, 3525–3550.
- [6] J. Chen, J. Li, Z. Dong, *Adv. Synth. Catal.* **2020**, *362*, 3311–3331.
- [7] I. P. Beletskaya, A. V. Cheprakov, *Coord. Chem. Rev.* **2004**, *248*, 2337–2364.
- [8] X. Ribas, I. Güell, *Pure Appl. Chem.* **2014**, *86*, 345–360.
- [9] G. D. Vo, J. F. Hartwig, *J. Am. Chem. Soc.* **2009**, *131*, 11049–11061.
- [10] A. Borzenko, N. L. Rotta-Loria, P. M. Macqueen, C. M. Lavoie, R. McDonald, M. Stradiotto, *Angew. Chem. Int. Ed.* **2015**, *54*, 3773–3777; *Angew. Chem.* **2015**, *127*, 3844–3848.
- [11] Á. Georgiádes, S. B. Ötvös, F. Fülöp, *Adv. Synth. Catal.* **2018**, *360*, 1841–1849.
- [12] S. Messaoudi, J. D. Brion, M. Alami, *Adv. Synth. Catal.* **2010**, *352*, 1677–1687.
- [13] T. Ikawa, T. E. Barder, M. R. Biscoe, S. L. Buchwald, *J. Am. Chem. Soc.* **2007**, *129*, 13001–13007.
- [14] J. Barluenga, F. Aznar, C. Valdés, *Angew. Chem. Int. Ed.* **2004**, *43*, 343–345; *Angew. Chem.* **2004**, *116*, 347–349.
- [15] K. G. Thakur, K. S. Srinivas, K. Chiranjeevi, G. Sekar, *Green Chem.* **2011**, *13*, 2326–2329.
- [16] E. B. Corcoran, M. T. Pirnot, S. Lin, S. D. Dreher, D. A. DiRocco, I. W. Davies, S. L. Buchwald, D. W. C. Macmillan, *Science* **2016**, *353*, 279–283.
- [17] S. Singh, V. J. Roy, N. Dagar, P. P. Sen, S. R. Roy, *Adv. Synth. Catal.* **2021**, *363*, 937–979.
- [18] I. Ghosh, L. Marzo, A. Das, R. Shaikh, B. König, *Acc. Chem. Res.* **2016**, *49*, 1566–1577.
- [19] A. Ruffoni, F. Juliá, T. D. Svejstrup, A. J. McMillan, J. J. Douglas, D. Leonori, *Nat. Chem.* **2019**, *11*, 426–433.
- [20] N. A. Romero, K. A. Margrey, N. E. Tay, D. A. Nicewicz, *Science* **2015**, *349*, 1326–1330.
- [21] D. A. Nicewicz, V. A. Pistritto, M. E. Schutzbach-Horton, *J. Am. Chem. Soc.* **2020**, *142*, 17187–17194.
- [22] Y. W. Zheng, B. Chen, P. Ye, K. Feng, W. Wang, Q. Y. Meng, L. Z. Wu, C. H. Tung, *J. Am. Chem. Soc.* **2016**, *138*, 10080–10083.
- [23] M. Zheng, I. Ghosh, B. König, X. Wang, *ChemCatChem* **2019**, *11*, 703–706.

- [24] S. U. Dighe, F. Juliá, A. Luridiana, J. J. Douglas, D. Leonori, *Nature* **2020**, 584, 75–81.
- [25] Y. Markushyna, C. A. Smith, A. Savateev, *Eur. J. Org. Chem.* **2020**, 1294–1309.
- [26] A. Savateev, I. Ghosh, B. König, M. Antonietti, *Angew. Chem. Int. Ed.* **2018**, 57, 15936–15947; *Angew. Chem.* **2018**, 130, 16164–16176.
- [27] A. Vijeta, E. Reisner, *Chem. Commun.* **2019**, 55, 14007–14010.
- [28] J. Shi, T. Yuan, M. Zheng, X. Wang, *ACS Catal.* **2021**, 11, 3040–3047.
- [29] J. Khamrai, I. Ghosh, A. Savateev, M. Antonietti, B. König, *ACS Catal.* **2020**, 10, 3526–3532.
- [30] S. Das, K. Murugesan, G. J. Villegas Rodríguez, J. Kaur, J. P. Barham, A. Savateev, M. Antonietti, B. König, *ACS Catal.* **2021**, 11, 1593–1603.
- [31] C. Cavedon, A. Madani, P. H. Seeberger, B. Pieber, *Org. Lett.* **2019**, 21, 5331–5334.
- [32] C. Wang, Q. Wan, J. Cheng, S. Lin, A. Savateev, M. Antonietti, X. Wang, *J. Catal.* **2021**, 393, 116–125.
- [33] S. Gisbertz, S. Reischauer, B. Pieber, *Nat. Catal.* **2020**, 3, 611–620.
- [34] I. Ghosh, J. Khamrai, A. Savateev, N. Shlapakov, M. Antonietti, B. König, *Science* **2019**, 365, 360–366.
- [35] J. A. Malik, A. Madani, B. Pieber, P. H. Seeberger, *J. Am. Chem. Soc.* **2020**, 142, 11042–11049.
- [36] Y. Qin, B. C. M. Martindale, R. Sun, A. J. Rieth, D. G. Nocera, *Chem. Sci.* **2020**, 11, 7456–7461.
- [37] B. Pieber, J. A. Malik, C. Cavedon, S. Gisbertz, A. Savateev, D. Cruz, T. Heil, G. Zhang, P. H. Seeberger, *Angew. Chem. Int. Ed.* **2019**, 58, 9575–9580; *Angew. Chem.* **2019**, 131, 9676–9681.
- [38] X. Zhao, C. Deng, D. Meng, H. Ji, C. Chen, W. Song, J. Zhao, *ACS Catal.* **2020**, 10, 15178–15185.
- [39] A. Vijeta, C. Casadevall, S. Roy, E. Reisner, *Angew. Chem. Int. Ed.* **2021**, 60, 8494–8499; *Angew. Chem.* **2021**, 133, 8575–8580.
- [40] A. Call, C. Casadevall, F. Acuña-Parés, A. Casitas, J. Lloret-Fillol, *Chem. Sci.* **2017**, 8, 4739–4749.
- [41] H. Kasap, C. A. Caputo, B. C. M. Martindale, R. Godin, V. W. Lau, B. V. Lotsch, J. R. Durrant, E. Reisner, *J. Am. Chem. Soc.* **2016**, 138, 9183–9192.
- [42] G. Filippini, F. Longobardo, L. Forster, A. Criado, G. Di Carmine, L. Nasi, C. D'Agostino, M. Melchionna, P. Fornasiero, M. Prato, *Sci. Adv.* **2020**, 6, eabc9923.
- [43] M. Melchionna, P. Fornasiero, *ACS Catal.* **2020**, 10, 5493–5501.
- [44] S. Roy, E. Reisner, *Angew. Chem. Int. Ed.* **2019**, 58, 12180–12184; *Angew. Chem.* **2019**, 131, 12308–12312.
- [45] R. A. Green, J. F. Hartwig, *Angew. Chem. Int. Ed.* **2015**, 54, 3768–3772; *Angew. Chem.* **2015**, 127, 3839–3843.
- [46] I. P. Beletskaya, A. V. Cheprakov, *Organometallics* **2012**, 31, 7753–7808.
- [47] J. M. Nusstein, M. Beck, *Anesth. Prog.* **2003**, 50, 159–163.
- [48] K. A. Ford, *Mol. Pharm.* **2013**, 10, 1171–1182.
- [49] V. Artero, M. Fontecave, *Chem. Soc. Rev.* **2013**, 42, 2338–2356.
- [50] Y. Chen, A. S. Kamlet, J. B. Steinman, D. R. Liu, *Nat. Chem.* **2011**, 3, 146–153.
- [51] M. O. Konev, T. A. McTeague, J. W. Johannes, *ACS Catal.* **2018**, 8, 9120–9124.
- [52] N. A. Till, L. Tian, Z. Dong, G. D. Scholes, D. W. C. MacMillan, *J. Am. Chem. Soc.* **2020**, 142, 15830–15841.
- [53] J. Aragón, S. Sun, D. Pascual, S. Jaworski, J. Lloret-Fillol, *Angew. Chem. Int. Ed.* **2022**, 61, e202114365; *Angew. Chem.* **2022**, 134, e202114365.
- [54] R. Sun, Y. Qin, S. Ruccolo, C. Schnedermann, C. Costentin, D. G. Nocera, *J. Am. Chem. Soc.* **2019**, 141, 89–93.

Manuscript received: February 28, 2022

Accepted manuscript online: March 25, 2022

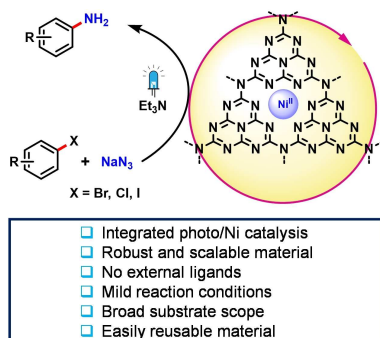
Version of record online: ■■■, ■■■

Zuschriften

Photocatalyzed Synthesis

A. Vijeta, C. Casadevall,
E. Reisner* _____ **e202203176**

An Integrated Carbon Nitride-Nickel Photo-
catalyst for the Amination of Aryl Halides
Using Sodium Azide



A heterogeneous photocatalytic method is reported for the selective synthesis of primary anilines via cross-coupling of a wide range of aryl/heteroaryl halides with sodium azide using nickel deposited on a mesoporous carbon nitride material. This procedure removes the need for sophisticated ligands, precious metals, and elevated temperatures/pressures, and it takes place under mild reaction conditions with a recyclable catalyst.